

Canvass Report — Total Voters — Official

Marion County, Oregon — Official November 4, 2014 General Election Results — November 04, 2014

Page 1 of 157

11/21/2014 10:24 AM

Total Number of Voters: 105,239 of 151,674 = 69.38%

Precincts Reporting 122 of 122 = 100.00%

US Senator

| Precinct | Blank Ballots Cast | Over Votes | Under Votes | Total Ballots Cast | Registered Voters | Percent Turnout | Mike Monthallin | Jeff Merkley | Christina Jean Lugo | James E Leuenberger | Monica Wehby | Write-In: | Totals |
|----------|--------------------|------------|-------------|--------------------|-------------------|-----------------|-----------------|--------------|---------------------|---------------------|--------------|-----------|--------|
| 310 | 0 | 1 | 79 | 1,251 | 1,990 | 62.86% | 41 | 769 | 60 | 19 | 276 | 6 | 1,171 |
| 311 | 0 | 2 | 106 | 2,001 | 3,126 | 64.01% | 69 | 1,125 | 61 | 39 | 584 | 15 | 1,893 |
| 312 | 0 | 1 | 75 | 1,453 | 2,064 | 70.40% | 47 | 934 | 57 | 21 | 307 | 11 | 1,377 |
| 320 | 0 | 1 | 46 | 715 | 1,179 | 60.64% | 19 | 430 | 19 | 6 | 190 | 4 | 668 |
| 321 | 0 | 0 | 41 | 797 | 1,327 | 60.06% | 30 | 480 | 29 | 12 | 203 | 2 | 756 |
| 322 | 0 | 0 | 2 | 83 | 95 | 87.37% | 3 | 55 | 0 | 1 | 22 | 0 | 81 |
| 323 | 0 | 1 | 77 | 1,772 | 2,430 | 72.92% | 44 | 1,141 | 47 | 29 | 426 | 7 | 1,694 |
| 324 | 1 | 0 | 6 | 59 | 125 | 47.20% | 1 | 31 | 4 | 1 | 15 | 1 | 53 |
| 325 | 0 | 2 | 51 | 1,245 | 1,946 | 63.98% | 49 | 678 | 39 | 30 | 391 | 5 | 1,192 |
| 326 | 0 | 0 | 0 | 35 | 59 | 59.32% | 0 | 17 | 0 | 2 | 16 | 0 | 35 |
| 330 | 0 | 1 | 77 | 1,651 | 2,239 | 73.74% | 39 | 823 | 38 | 16 | 643 | 14 | 1,573 |
| 331 | 0 | 1 | 35 | 622 | 887 | 70.12% | 16 | 299 | 18 | 9 | 241 | 3 | 586 |
| 332 | 1 | 0 | 29 | 416 | 812 | 51.23% | 10 | 218 | 11 | 7 | 140 | 1 | 387 |
| 333 | 0 | 0 | 23 | 677 | 1,048 | 64.60% | 24 | 333 | 17 | 18 | 260 | 2 | 654 |
| 334 | 0 | 0 | 12 | 126 | 221 | 57.01% | 6 | 53 | 5 | 0 | 50 | 0 | 114 |
| 335 | 0 | 0 | 0 | 0 | 0 | 0.00% | 0 | 0 | 0 | 0 | 0 | 0 | 0 |
| 336 | 0 | 0 | 0 | 1 | 6 | 16.67% | 0 | 1 | 0 | 0 | 0 | 0 | 1 |
| 337 | 0 | 0 | 124 | 2,803 | 3,888 | 72.09% | 71 | 1,431 | 45 | 30 | 1,089 | 13 | 2,679 |
| 340 | 0 | 0 | 77 | 1,700 | 2,354 | 72.22% | 38 | 743 | 24 | 31 | 780 | 7 | 1,623 |
| 341 | 0 | 0 | 69 | 1,779 | 2,372 | 75.00% | 36 | 801 | 29 | 28 | 806 | 10 | 1,710 |
| 342 | 0 | 0 | 0 | 2 | 6 | 33.33% | 0 | 0 | 0 | 0 | 2 | 0 | 2 |
| 343 | 0 | 0 | 88 | 2,288 | 3,154 | 72.54% | 70 | 1,012 | 25 | 57 | 1,024 | 12 | 2,200 |
| 344 | 0 | 0 | 138 | 2,677 | 3,862 | 69.32% | 82 | 1,319 | 46 | 49 | 1,029 | 14 | 2,539 |
| 350 | 0 | 1 | 54 | 1,325 | 2,422 | 54.71% | 56 | 791 | 52 | 30 | 336 | 5 | 1,270 |
| 351 | 0 | 0 | 25 | 295 | 496 | 59.48% | 7 | 141 | 7 | 8 | 106 | 1 | 270 |
| 352 | 0 | 1 | 23 | 243 | 506 | 48.02% | 8 | 124 | 9 | 5 | 72 | 1 | 219 |
| 353 | 0 | 2 | 38 | 929 | 1,466 | 63.37% | 25 | 441 | 12 | 17 | 388 | 6 | 889 |
| 354 | 0 | 0 | 8 | 90 | 138 | 65.22% | 0 | 36 | 2 | 3 | 40 | 1 | 82 |
| 355 | 0 | 0 | 2 | 37 | 60 | 61.67% | 1 | 18 | 0 | 0 | 15 | 1 | 35 |
| 356 | 0 | 0 | 1 | 45 | 76 | 59.21% | 1 | 18 | 0 | 2 | 23 | 0 | 44 |
| 357 | 0 | 1 | 61 | 1,107 | 1,853 | 59.74% | 43 | 563 | 35 | 30 | 362 | 12 | 1,045 |
| 361 | 0 | 0 | 19 | 300 | 627 | 47.85% | 13 | 180 | 11 | 5 | 72 | 0 | 281 |

Canvass Report — Total Voters — Official

Marion County, Oregon — Official November 4, 2014 General Election Results — November 04, 2014

Page 2 of 157

11/21/2014 10:24 AM

Total Number of Voters: 105,239 of 151,674 = 69.38%

Precincts Reporting 122 of 122 = 100.00%

US Senator

| Precinct | Blank Ballots Cast | Over Votes | Under Votes | Total Ballots Cast | Registered Voters | Percent Turnout | Mike Montchalin | Jeff Merkley | Christina Jean Lugo | James E Leuenberger | Monica Wehby | Write-In: | Totals |
|----------|--------------------|------------|-------------|--------------------|-------------------|-----------------|-----------------|--------------|---------------------|---------------------|--------------|-----------|--------|
| 362 | 0 | 2 | 28 | 588 | 915 | 64.26% | 12 | 333 | 12 | 16 | 182 | 3 | 558 |
| 363 | 2 | 2 | 113 | 2,050 | 3,295 | 62.22% | 69 | 1,038 | 44 | 49 | 725 | 10 | 1,935 |
| 364 | 0 | 1 | 53 | 1,151 | 1,795 | 64.12% | 33 | 558 | 19 | 25 | 459 | 3 | 1,097 |
| 365 | 0 | 0 | 0 | 0 | 0 | 0.00% | 0 | 0 | 0 | 0 | 0 | 0 | 0 |
| 370 | 0 | 0 | 39 | 1,375 | 1,786 | 76.99% | 28 | 891 | 15 | 13 | 386 | 3 | 1,336 |
| 371 | 0 | 0 | 90 | 2,565 | 3,335 | 76.91% | 65 | 1,285 | 33 | 15 | 1,065 | 12 | 2,475 |
| 372 | 0 | 0 | 35 | 718 | 990 | 72.53% | 14 | 415 | 9 | 3 | 240 | 2 | 683 |
| 373 | 0 | 0 | 86 | 1,909 | 2,551 | 74.83% | 37 | 954 | 28 | 23 | 775 | 6 | 1,823 |
| 374 | 0 | 0 | 41 | 1,013 | 1,469 | 68.96% | 30 | 516 | 18 | 12 | 394 | 2 | 972 |
| 375 | 0 | 0 | 68 | 1,528 | 2,230 | 68.52% | 43 | 807 | 38 | 29 | 538 | 5 | 1,460 |
| 400 | 0 | 0 | 0 | 0 | 0 | 0.00% | 0 | 0 | 0 | 0 | 0 | 0 | 0 |
| 401 | 0 | 0 | 100 | 2,279 | 3,120 | 73.04% | 64 | 941 | 27 | 32 | 1,098 | 17 | 2,179 |
| 402 | 0 | 0 | 82 | 1,781 | 2,281 | 78.08% | 36 | 728 | 19 | 29 | 879 | 8 | 1,699 |
| 403 | 0 | 2 | 106 | 2,157 | 3,022 | 71.38% | 64 | 917 | 35 | 23 | 995 | 15 | 2,049 |
| 404 | 0 | 0 | 69 | 1,707 | 2,549 | 66.97% | 73 | 800 | 32 | 35 | 679 | 19 | 1,638 |
| 405 | 0 | 0 | 61 | 1,222 | 1,760 | 69.43% | 44 | 531 | 20 | 32 | 528 | 6 | 1,161 |
| 406 | 1 | 0 | 131 | 2,344 | 3,399 | 68.96% | 60 | 1,058 | 49 | 37 | 1,004 | 5 | 2,213 |
| 407 | 0 | 0 | 90 | 1,955 | 3,193 | 61.23% | 61 | 920 | 57 | 48 | 763 | 16 | 1,865 |
| 408 | 0 | 0 | 4 | 69 | 137 | 50.36% | 2 | 38 | 2 | 1 | 22 | 0 | 65 |
| 505 | 0 | 0 | 17 | 191 | 242 | 78.93% | 5 | 72 | 3 | 3 | 91 | 0 | 174 |
| 515 | 0 | 0 | 16 | 345 | 491 | 70.26% | 15 | 134 | 6 | 13 | 159 | 2 | 329 |
| 525 | 0 | 1 | 23 | 503 | 666 | 75.53% | 18 | 209 | 9 | 9 | 231 | 3 | 479 |
| 535 | 0 | 0 | 30 | 761 | 1,142 | 66.64% | 25 | 333 | 14 | 24 | 333 | 2 | 731 |
| 545 | 0 | 0 | 22 | 401 | 662 | 60.57% | 13 | 182 | 13 | 16 | 150 | 5 | 379 |
| 555 | 0 | 1 | 65 | 1,077 | 1,526 | 70.58% | 16 | 485 | 25 | 25 | 447 | 13 | 1,011 |
| 577 | 0 | 1 | 23 | 342 | 482 | 70.95% | 7 | 100 | 6 | 9 | 194 | 2 | 318 |
| 578 | 0 | 0 | 3 | 33 | 45 | 73.33% | 1 | 7 | 1 | 0 | 20 | 1 | 30 |
| 579 | 0 | 0 | 11 | 145 | 183 | 79.23% | 1 | 44 | 4 | 2 | 82 | 1 | 134 |
| 580 | 0 | 1 | 37 | 859 | 1,104 | 77.81% | 14 | 290 | 6 | 6 | 502 | 3 | 821 |
| 581 | 0 | 2 | 69 | 2,022 | 2,783 | 72.66% | 76 | 748 | 34 | 41 | 1,043 | 9 | 1,951 |
| 582 | 0 | 0 | 17 | 429 | 660 | 65.00% | 17 | 150 | 6 | 10 | 228 | 1 | 412 |
| 583 | 0 | 0 | 44 | 673 | 951 | 70.77% | 22 | 218 | 7 | 16 | 362 | 4 | 629 |

Canvass Report — Total Voters — Official

Marion County, Oregon — Official November 4, 2014 General Election Results — November 04, 2014

Page 3 of 157

11/21/2014 10:24 AM

Total Number of Voters: 105,239 of 151,674 = 69.38%

Precincts Reporting 122 of 122 = 100.00%

US Senator

| Precinct | Blank Ballots Cast | Over Votes | Under Votes | Total Ballots Cast | Registered Voters | Percent Turnout | Mike Montchalin | Jeff Morley | Christina Jean Lugo | James E Leuenberger | Monica Wehby | Write-In: | Totals |
|----------|--------------------|------------|-------------|--------------------|-------------------|-----------------|-----------------|-------------|---------------------|---------------------|--------------|-----------|--------|
| 584 | 0 | 0 | 0 | 16 | 24 | 66.67% | 0 | 5 | 0 | 0 | 11 | 0 | 16 |
| 586 | 0 | 0 | 24 | 433 | 547 | 79.16% | 10 | 147 | 9 | 9 | 231 | 3 | 409 |
| 587 | 0 | 0 | 8 | 97 | 123 | 78.86% | 0 | 30 | 2 | 1 | 56 | 0 | 89 |
| 588 | 0 | 0 | 1 | 54 | 112 | 48.21% | 1 | 33 | 1 | 3 | 15 | 0 | 53 |
| 589 | 0 | 0 | 2 | 32 | 37 | 86.49% | 0 | 5 | 0 | 1 | 23 | 1 | 30 |
| 590 | 0 | 0 | 41 | 545 | 689 | 79.10% | 12 | 147 | 5 | 23 | 316 | 1 | 504 |
| 615 | 0 | 0 | 12 | 143 | 188 | 76.06% | 12 | 46 | 2 | 2 | 69 | 0 | 131 |
| 625 | 0 | 0 | 65 | 1,551 | 2,050 | 75.66% | 48 | 786 | 29 | 33 | 577 | 13 | 1,486 |
| 635 | 0 | 0 | 124 | 2,414 | 3,053 | 79.07% | 75 | 1,189 | 39 | 48 | 927 | 12 | 2,290 |
| 645 | 0 | 1 | 68 | 1,162 | 1,576 | 73.73% | 27 | 444 | 12 | 19 | 590 | 1 | 1,093 |
| 655 | 1 | 1 | 155 | 2,678 | 3,861 | 69.36% | 107 | 965 | 56 | 69 | 1,318 | 7 | 2,522 |
| 674 | 0 | 2 | 28 | 572 | 759 | 75.36% | 23 | 196 | 4 | 8 | 305 | 6 | 542 |
| 676 | 1 | 1 | 47 | 791 | 1,020 | 77.55% | 12 | 251 | 9 | 15 | 453 | 3 | 743 |
| 677 | 0 | 0 | 10 | 253 | 354 | 71.47% | 10 | 90 | 8 | 10 | 124 | 1 | 243 |
| 678 | 0 | 1 | 66 | 1,295 | 2,099 | 61.70% | 49 | 622 | 20 | 25 | 502 | 10 | 1,228 |
| 679 | 0 | 0 | 39 | 763 | 984 | 77.54% | 15 | 250 | 7 | 13 | 435 | 4 | 724 |
| 680 | 0 | 0 | 23 | 296 | 396 | 74.75% | 5 | 70 | 4 | 5 | 186 | 3 | 273 |
| 681 | 0 | 0 | 38 | 827 | 1,063 | 77.80% | 23 | 341 | 11 | 11 | 399 | 4 | 789 |
| 682 | 0 | 0 | 115 | 1,987 | 2,712 | 73.27% | 49 | 768 | 20 | 53 | 977 | 5 | 1,872 |
| 683 | 0 | 0 | 10 | 218 | 298 | 73.15% | 3 | 69 | 1 | 4 | 131 | 0 | 208 |
| 684 | 0 | 0 | 37 | 512 | 672 | 76.19% | 12 | 151 | 6 | 20 | 284 | 2 | 475 |
| 686 | 0 | 0 | 9 | 134 | 173 | 77.46% | 1 | 33 | 1 | 6 | 80 | 4 | 125 |
| 687 | 0 | 0 | 3 | 78 | 111 | 70.27% | 0 | 37 | 2 | 0 | 36 | 0 | 75 |
| 688 | 0 | 0 | 8 | 197 | 266 | 74.06% | 8 | 76 | 1 | 0 | 104 | 0 | 189 |
| 689 | 0 | 0 | 1 | 11 | 14 | 78.57% | 1 | 2 | 0 | 0 | 7 | 0 | 10 |
| 690 | 0 | 2 | 86 | 1,591 | 2,875 | 58.82% | 54 | 819 | 32 | 46 | 645 | 7 | 1,603 |
| 691 | 0 | 0 | 126 | 2,484 | 3,679 | 67.52% | 67 | 1,153 | 51 | 42 | 1,032 | 13 | 2,358 |
| 692 | 0 | 0 | 1 | 39 | 49 | 79.59% | 1 | 13 | 0 | 0 | 24 | 0 | 38 |
| 694 | 0 | 0 | 31 | 750 | 1,220 | 61.48% | 17 | 386 | 18 | 16 | 274 | 8 | 719 |
| 696 | 0 | 1 | 69 | 1,402 | 2,177 | 64.40% | 54 | 697 | 46 | 28 | 502 | 5 | 1,332 |
| 697 | 0 | 2 | 77 | 1,276 | 2,177 | 58.61% | 47 | 614 | 25 | 27 | 476 | 8 | 1,197 |
| 698 | 1 | 0 | 48 | 749 | 990 | 75.66% | 21 | 289 | 10 | 13 | 365 | 3 | 701 |

Canvass Report — Total Voters — Official

Marion County, Oregon — Official November 4, 2014 General Election Results — November 04, 2014

Page 4 of 157

11/21/2014 10:24 AM


Total Number of Voters: 105,239 of 151,674 = 69.38%

Precincts Reporting 122 of 122 = 100.00%

US Senator

| Precinct | Blank Ballots Cast | Over Votes | Under Votes | Total Ballots Cast | Registered Voters | Percent Turnout | Mike Montcalin | Jeff Merkley | Christina Jean Lugo | James E Leunberger | Monica Wehby | Write-In: | Totals |
|----------|--------------------|------------|-------------|--------------------|-------------------|-----------------|----------------|--------------|---------------------|--------------------|--------------|-----------|---------|
| 705 | 0 | 0 | 47 | 791 | 1,106 | 71.52% | 20 | 276 | 8 | 17 | 419 | 4 | 744 |
| 715 | 0 | 0 | 74 | 1,098 | 1,677 | 65.47% | 52 | 340 | 23 | 29 | 571 | 9 | 1,024 |
| 725 | 1 | 0 | 56 | 944 | 1,431 | 65.97% | 39 | 347 | 12 | 22 | 464 | 4 | 888 |
| 779 | 0 | 0 | 34 | 568 | 872 | 76.61% | 10 | 263 | 13 | 14 | 334 | 0 | 634 |
| 780 | 0 | 0 | 33 | 848 | 1,081 | 78.45% | 15 | 330 | 14 | 17 | 436 | 3 | 815 |
| 781 | 0 | 0 | 19 | 478 | 621 | 76.97% | 5 | 225 | 5 | 1 | 223 | 0 | 459 |
| 782 | 0 | 0 | 9 | 271 | 336 | 80.65% | 5 | 122 | 3 | 7 | 124 | 1 | 262 |
| 783 | 0 | 0 | 25 | 428 | 552 | 77.54% | 11 | 140 | 3 | 7 | 239 | 3 | 403 |
| 784 | 0 | 0 | 7 | 139 | 199 | 69.85% | 2 | 62 | 1 | 2 | 65 | 0 | 132 |
| 786 | 0 | 0 | 26 | 420 | 578 | 72.66% | 16 | 103 | 4 | 8 | 260 | 3 | 394 |
| 787 | 0 | 0 | 84 | 1,823 | 2,416 | 75.46% | 42 | 667 | 16 | 34 | 965 | 15 | 1,739 |
| 788 | 0 | 2 | 68 | 1,430 | 1,880 | 76.06% | 39 | 555 | 28 | 27 | 706 | 5 | 1,360 |
| 789 | 0 | 1 | 70 | 1,477 | 1,995 | 74.04% | 46 | 536 | 20 | 33 | 764 | 7 | 1,406 |
| 790 | 1 | 0 | 10 | 162 | 233 | 69.53% | 1 | 53 | 3 | 3 | 89 | 3 | 152 |
| 815 | 0 | 2 | 50 | 888 | 1,368 | 64.91% | 24 | 452 | 15 | 9 | 335 | 1 | 836 |
| 825 | 0 | 0 | 24 | 589 | 966 | 60.97% | 14 | 328 | 8 | 9 | 205 | 1 | 565 |
| 835 | 0 | 0 | 28 | 789 | 1,057 | 74.65% | 16 | 422 | 9 | 6 | 306 | 2 | 761 |
| 845 | 0 | 0 | 63 | 1,591 | 2,078 | 76.56% | 56 | 819 | 22 | 27 | 593 | 11 | 1,528 |
| 855 | 0 | 0 | 50 | 1,061 | 1,519 | 69.85% | 35 | 523 | 20 | 17 | 414 | 2 | 1,011 |
| 865 | 0 | 0 | 16 | 565 | 934 | 60.49% | 13 | 341 | 13 | 12 | 166 | 4 | 549 |
| 905 | 0 | 0 | 9 | 91 | 129 | 70.54% | 1 | 38 | 1 | 1 | 41 | 0 | 82 |
| 915 | 0 | 0 | 6 | 162 | 222 | 72.97% | 14 | 58 | 3 | 3 | 78 | 0 | 156 |
| 925 | 0 | 0 | 6 | 102 | 128 | 79.69% | 0 | 48 | 1 | 0 | 47 | 0 | 96 |
| 935 | 0 | 0 | 1 | 25 | 32 | 78.13% | 1 | 6 | 2 | 1 | 14 | 0 | 24 |
| 981 | 0 | 0 | 8 | 233 | 318 | 73.27% | 9 | 96 | 10 | 7 | 103 | 0 | 225 |
| 982 | 0 | 0 | 0 | 0 | 0 | 0.00% | 0 | 0 | 0 | 0 | 0 | 0 | 0 |
| Totals: | 10 | 244 | 5,154 | 105,239 | 151,674 | 69.38% | 3,064 | 43,531 | 1,931 | 1,954 | 13,917 | 534 | 100,041 |

I certify that the votes recorded on this abstract correctly summarize the tally of votes cast at the election indicated.



 Signature of County Clerk

 Date of Abstract

 11/24/2014

Canvass Report — Total Voters — Official

Marion County, Oregon — Official November 4, 2014 General Election Results — November 04, 2014

Page 5 of 157

11/21/2014 10:24 AM

Total Number of Voters: 105,239 of 151,674 = 69.38%

Precincts Reporting 122 of 122 = 100.00%

US Representative, District 5

| Precinct | Blank Ballots Cast | Over Votes | Under Votes | Total Ballots Cast | Registered Voters | Percent Turnout | Raymond Baldwin | Daniel K Souza | Kurt Schrader | Tootie Smith | Marvin Sannes | Write-In: | Totals |
|----------|--------------------|------------|-------------|--------------------|-------------------|-----------------|-----------------|----------------|---------------|--------------|---------------|-----------|--------|
| 310 | 0 | 0 | 91 | 1,251 | 1,990 | 62.85% | 28 | 36 | 775 | 252 | 61 | 8 | 1,160 |
| 311 | 0 | 1 | 127 | 2,001 | 3,126 | 64.01% | 45 | 51 | 1,118 | 550 | 98 | 11 | 1,873 |
| 312 | 0 | 0 | 88 | 1,453 | 2,064 | 70.40% | 29 | 32 | 931 | 286 | 72 | 5 | 1,365 |
| 320 | 0 | 1 | 47 | 715 | 1,179 | 60.64% | 25 | 17 | 422 | 167 | 33 | 3 | 667 |
| 321 | 0 | 0 | 43 | 797 | 1,327 | 60.06% | 19 | 26 | 500 | 172 | 33 | 4 | 754 |
| 322 | 0 | 0 | 3 | 83 | 95 | 87.37% | 2 | 4 | 57 | 15 | 2 | 0 | 80 |
| 323 | 0 | 1 | 81 | 1,772 | 2,430 | 72.92% | 35 | 30 | 1,174 | 394 | 51 | 6 | 1,690 |
| 324 | 1 | 0 | 4 | 59 | 125 | 47.20% | 3 | 1 | 33 | 14 | 3 | 1 | 55 |
| 325 | 0 | 1 | 70 | 1,245 | 1,946 | 63.98% | 36 | 31 | 683 | 397 | 26 | 1 | 1,174 |
| 326 | 0 | 0 | 1 | 35 | 59 | 59.32% | 0 | 2 | 17 | 12 | 3 | 0 | 34 |
| 330 | 0 | 0 | 97 | 1,651 | 2,239 | 73.74% | 29 | 37 | 870 | 571 | 42 | 5 | 1,554 |
| 331 | 0 | 0 | 42 | 622 | 887 | 70.12% | 15 | 11 | 302 | 230 | 22 | 0 | 580 |
| 332 | 1 | 0 | 29 | 416 | 812 | 51.23% | 7 | 10 | 217 | 137 | 14 | 2 | 387 |
| 333 | 0 | 0 | 29 | 677 | 1,048 | 64.60% | 21 | 13 | 354 | 235 | 25 | 0 | 648 |
| 334 | 0 | 0 | 16 | 126 | 221 | 57.01% | 3 | 2 | 55 | 47 | 3 | 0 | 110 |
| 335 | 0 | 0 | 0 | 0 | 0 | 0.00% | 0 | 0 | 0 | 0 | 0 | 0 | 0 |
| 336 | 0 | 0 | 0 | 1 | 6 | 16.67% | 0 | 0 | 1 | 0 | 0 | 0 | 1 |
| 337 | 0 | 0 | 161 | 2,803 | 3,888 | 72.09% | 41 | 53 | 1,492 | 1,001 | 50 | 5 | 2,642 |
| 340 | 0 | 0 | 95 | 1,700 | 2,354 | 72.22% | 34 | 30 | 768 | 736 | 36 | 1 | 1,605 |
| 341 | 0 | 0 | 81 | 1,779 | 2,372 | 75.00% | 37 | 22 | 872 | 746 | 20 | 1 | 1,698 |
| 342 | 0 | 0 | 0 | 2 | 6 | 33.33% | 1 | 0 | 0 | 1 | 0 | 0 | 2 |
| 343 | 0 | 0 | 113 | 2,288 | 3,154 | 72.54% | 44 | 43 | 1,054 | 987 | 42 | 5 | 2,175 |
| 344 | 0 | 0 | 172 | 2,677 | 3,862 | 69.32% | 50 | 44 | 1,329 | 1,008 | 70 | 4 | 2,505 |
| 350 | 0 | 1 | 88 | 1,325 | 2,422 | 54.71% | 44 | 50 | 748 | 330 | 56 | 8 | 1,236 |
| 351 | 0 | 0 | 25 | 295 | 496 | 59.48% | 4 | 1 | 149 | 110 | 5 | 1 | 270 |
| 352 | 0 | 0 | 24 | 243 | 506 | 48.02% | 9 | 7 | 118 | 75 | 9 | 1 | 219 |
| 353 | 0 | 0 | 56 | 929 | 1,466 | 63.37% | 26 | 17 | 461 | 353 | 15 | 1 | 873 |
| 354 | 0 | 0 | 8 | 90 | 138 | 65.22% | 1 | 1 | 36 | 43 | 1 | 0 | 82 |
| 355 | 0 | 0 | 3 | 37 | 60 | 61.67% | 0 | 1 | 18 | 14 | 1 | 0 | 34 |
| 356 | 0 | 0 | 3 | 45 | 76 | 59.21% | 3 | 0 | 19 | 16 | 4 | 0 | 42 |
| 357 | 0 | 0 | 77 | 1,107 | 1,853 | 59.74% | 39 | 23 | 559 | 341 | 58 | 10 | 1,030 |
| 361 | 0 | 0 | 31 | 300 | 627 | 47.65% | 12 | 6 | 169 | 72 | 8 | 2 | 269 |

Canvass Report — Total Voters — Official

Marion County, Oregon — Official November 4, 2014 General Election Results — November 04, 2014

Page 6 of 157

11/21/2014 10:24 AM

Total Number of Voters: 105,239 of 151,674 = 69.38%

Precincts Reporting 122 of 122 = 100.00%

US Representative, District 5

| Precinct | Blank Ballots Cast | Over Votes | Under Votes | Total Ballots Cast | Registered Voters | Percent Turnout | Raymond Baldwin | Daniel K Souza | Kurt Schrader | Tootie Smith | Marvin Sannes | Write-In: | Totals |
|----------|--------------------|------------|-------------|--------------------|-------------------|-----------------|-----------------|----------------|---------------|--------------|---------------|-----------|--------|
| 362 | 0 | 0 | 40 | 588 | 915 | 64.26% | 12 | 6 | 330 | 171 | 26 | 3 | 548 |
| 363 | 2 | 0 | 131 | 2,050 | 3,295 | 62.22% | 54 | 39 | 1,053 | 693 | 73 | 7 | 1,919 |
| 364 | 0 | 0 | 64 | 1,151 | 1,795 | 64.12% | 26 | 21 | 559 | 443 | 37 | 1 | 1,087 |
| 365 | 0 | 0 | 0 | 0 | 0 | 0.00% | 0 | 0 | 0 | 0 | 0 | 0 | 0 |
| 370 | 0 | 0 | 48 | 1,375 | 1,786 | 76.99% | 19 | 16 | 936 | 326 | 29 | 1 | 1,327 |
| 371 | 0 | 0 | 127 | 2,565 | 3,335 | 76.91% | 31 | 51 | 1,384 | 907 | 58 | 7 | 2,438 |
| 372 | 0 | 0 | 40 | 718 | 990 | 72.53% | 7 | 8 | 447 | 201 | 13 | 2 | 678 |
| 373 | 0 | 0 | 91 | 1,909 | 2,551 | 74.83% | 30 | 27 | 979 | 733 | 47 | 2 | 1,818 |
| 374 | 0 | 1 | 58 | 1,013 | 1,469 | 68.96% | 18 | 20 | 519 | 375 | 20 | 2 | 954 |
| 375 | 0 | 0 | 104 | 1,528 | 2,230 | 68.52% | 36 | 30 | 781 | 517 | 55 | 5 | 1,424 |
| 400 | 0 | 0 | 0 | 0 | 0 | 0.00% | 0 | 0 | 0 | 0 | 0 | 0 | 0 |
| 401 | 0 | 0 | 130 | 2,279 | 3,120 | 73.04% | 28 | 39 | 1,020 | 1,032 | 29 | 1 | 2,149 |
| 402 | 0 | 0 | 89 | 1,781 | 2,281 | 78.08% | 23 | 24 | 821 | 776 | 45 | 3 | 1,692 |
| 403 | 0 | 0 | 117 | 2,157 | 3,022 | 71.38% | 43 | 24 | 947 | 978 | 44 | 4 | 2,040 |
| 404 | 0 | 0 | 101 | 1,707 | 2,549 | 66.97% | 45 | 34 | 807 | 647 | 64 | 9 | 1,606 |
| 405 | 0 | 0 | 68 | 1,222 | 1,760 | 69.43% | 35 | 28 | 558 | 491 | 41 | 1 | 1,154 |
| 406 | 1 | 2 | 144 | 2,344 | 3,399 | 68.96% | 51 | 30 | 1,091 | 945 | 78 | 3 | 2,198 |
| 407 | 0 | 0 | 105 | 1,955 | 3,193 | 61.23% | 59 | 40 | 946 | 727 | 72 | 6 | 1,850 |
| 408 | 0 | 0 | 6 | 69 | 137 | 50.36% | 3 | 3 | 40 | 12 | 5 | 0 | 63 |
| 505 | 0 | 0 | 13 | 191 | 242 | 78.93% | 4 | 1 | 87 | 84 | 1 | 1 | 178 |
| 515 | 0 | 0 | 14 | 345 | 491 | 70.26% | 21 | 5 | 144 | 146 | 15 | 0 | 331 |
| 525 | 0 | 1 | 26 | 503 | 666 | 75.53% | 9 | 14 | 223 | 217 | 11 | 2 | 476 |
| 535 | 0 | 0 | 45 | 761 | 1,142 | 66.64% | 21 | 10 | 341 | 324 | 17 | 3 | 716 |
| 545 | 0 | 0 | 32 | 401 | 662 | 60.57% | 20 | 6 | 173 | 158 | 11 | 1 | 369 |
| 555 | 0 | 0 | 63 | 1,077 | 1,526 | 70.58% | 14 | 17 | 458 | 482 | 39 | 4 | 1,014 |
| 577 | 0 | 1 | 19 | 342 | 482 | 70.95% | 10 | 4 | 111 | 192 | 5 | 0 | 322 |
| 578 | 0 | 0 | 4 | 33 | 45 | 73.33% | 0 | 1 | 8 | 20 | 0 | 0 | 29 |
| 579 | 0 | 0 | 7 | 145 | 183 | 79.23% | 1 | 2 | 49 | 85 | 1 | 0 | 138 |
| 580 | 0 | 2 | 51 | 859 | 1,104 | 77.81% | 12 | 6 | 357 | 419 | 12 | 0 | 806 |
| 581 | 0 | 1 | 90 | 2,022 | 2,783 | 72.66% | 52 | 32 | 822 | 961 | 59 | 5 | 1,931 |
| 582 | 0 | 0 | 25 | 429 | 660 | 65.00% | 9 | 6 | 152 | 226 | 11 | 0 | 404 |
| 583 | 0 | 0 | 38 | 673 | 951 | 70.77% | 13 | 8 | 240 | 358 | 15 | 1 | 635 |

Canvass Report — Total Voters — Official

Marion County, Oregon — Official November 4, 2014 General Election Results — November 04, 2014

Page 7 of 157

11/21/2014 10:24 AM

Total Number of Voters: 105,239 of 151,674 = 69.38%

Precincts Reporting 122 of 122 = 100.00%

US Representative, District 5

| Precinct | Blank Ballots Cast | Over Votes | Under Votes | Total Ballots Cast | Registered Voters | Percent Turnout | Raymond Baldwin | Daniel K Souza | Kurt Schrader | Tootie Smith | Marvin Sannes | Write-In: | Totals |
|----------|--------------------|------------|-------------|--------------------|-------------------|-----------------|-----------------|----------------|---------------|--------------|---------------|-----------|--------|
| 584 | 0 | 0 | 0 | 16 | 24 | 66.67% | 0 | 0 | 7 | 9 | 0 | 0 | 16 |
| 586 | 0 | 0 | 21 | 433 | 547 | 79.16% | 12 | 5 | 169 | 218 | 5 | 3 | 412 |
| 587 | 0 | 0 | 6 | 97 | 123 | 78.86% | 1 | 0 | 38 | 50 | 2 | 0 | 91 |
| 588 | 0 | 0 | 3 | 54 | 112 | 48.21% | 4 | 2 | 30 | 14 | 1 | 0 | 51 |
| 589 | 0 | 0 | 0 | 32 | 37 | 86.49% | 0 | 0 | 6 | 26 | 0 | 0 | 32 |
| 590 | 0 | 0 | 27 | 545 | 689 | 79.10% | 8 | 4 | 177 | 310 | 17 | 2 | 518 |
| 615 | 0 | 0 | 9 | 143 | 188 | 76.06% | 1 | 3 | 46 | 77 | 7 | 0 | 134 |
| 625 | 0 | 0 | 71 | 1,551 | 2,050 | 75.66% | 46 | 31 | 782 | 559 | 60 | 2 | 1,480 |
| 635 | 0 | 0 | 130 | 2,414 | 3,053 | 79.07% | 55 | 31 | 1,191 | 941 | 62 | 4 | 2,284 |
| 645 | 0 | 0 | 72 | 1,162 | 1,576 | 73.73% | 24 | 14 | 463 | 556 | 32 | 1 | 1,090 |
| 655 | 1 | 1 | 184 | 2,678 | 3,861 | 69.36% | 82 | 60 | 1,014 | 1,264 | 71 | 2 | 2,493 |
| 674 | 0 | 1 | 22 | 572 | 759 | 75.36% | 21 | 14 | 197 | 300 | 17 | 0 | 549 |
| 676 | 1 | 0 | 55 | 791 | 1,020 | 77.55% | 21 | 8 | 267 | 425 | 14 | 1 | 736 |
| 677 | 0 | 0 | 10 | 253 | 354 | 71.47% | 6 | 4 | 99 | 126 | 7 | 1 | 243 |
| 678 | 0 | 0 | 80 | 1,295 | 2,099 | 61.70% | 31 | 30 | 638 | 457 | 49 | 10 | 1,215 |
| 679 | 0 | 0 | 44 | 763 | 984 | 77.54% | 11 | 7 | 269 | 414 | 15 | 3 | 719 |
| 680 | 0 | 0 | 17 | 296 | 396 | 74.75% | 3 | 6 | 72 | 193 | 5 | 0 | 279 |
| 681 | 0 | 0 | 35 | 827 | 1,063 | 77.80% | 11 | 14 | 349 | 402 | 16 | 0 | 792 |
| 682 | 0 | 0 | 129 | 1,987 | 2,712 | 73.27% | 44 | 15 | 848 | 907 | 40 | 4 | 1,858 |
| 683 | 0 | 0 | 11 | 218 | 298 | 73.15% | 2 | 0 | 72 | 130 | 3 | 0 | 207 |
| 684 | 0 | 0 | 24 | 512 | 672 | 76.19% | 8 | 10 | 167 | 293 | 10 | 0 | 488 |
| 686 | 0 | 0 | 8 | 134 | 173 | 77.46% | 4 | 0 | 39 | 80 | 3 | 0 | 126 |
| 687 | 0 | 0 | 2 | 78 | 111 | 70.27% | 0 | 0 | 46 | 30 | 0 | 0 | 76 |
| 688 | 0 | 0 | 10 | 197 | 266 | 74.06% | 2 | 3 | 73 | 105 | 4 | 0 | 187 |
| 689 | 0 | 0 | 0 | 11 | 14 | 78.57% | 0 | 1 | 2 | 8 | 0 | 0 | 11 |
| 690 | 0 | 2 | 93 | 1,691 | 2,875 | 58.82% | 67 | 34 | 832 | 618 | 42 | 3 | 1,596 |
| 691 | 0 | 0 | 143 | 2,484 | 3,679 | 67.52% | 58 | 35 | 1,216 | 978 | 50 | 4 | 2,341 |
| 692 | 0 | 0 | 1 | 39 | 49 | 79.59% | 1 | 1 | 12 | 24 | 0 | 0 | 38 |
| 694 | 0 | 0 | 47 | 750 | 1,220 | 61.48% | 15 | 16 | 386 | 254 | 30 | 2 | 703 |
| 696 | 0 | 0 | 70 | 1,402 | 2,177 | 64.40% | 39 | 36 | 727 | 477 | 49 | 4 | 1,332 |
| 697 | 0 | 1 | 102 | 1,276 | 2,177 | 58.61% | 29 | 27 | 620 | 451 | 44 | 2 | 1,173 |
| 698 | 1 | 0 | 43 | 749 | 990 | 75.66% | 13 | 16 | 283 | 377 | 16 | 1 | 706 |

Canvass Report — Total Voters — Official

Marion County, Oregon — Official November 4, 2014 General Election Results — November 04, 2014

11/21/2014 10:24 AM

Page 8 of 157

Total Number of Voters: 105,239 of 151,674 = 69.38%

Precincts Reporting 122 of 122 = 100.00%

US Representative, District 5

| Precinct | Blank Ballots Cast | Over Votes | Under Votes | Total Ballots Cast | Registered Voters | Percent Turnout | Raymond Baldwin | Daniel K Souza | Kurt Schrader | Tootle Smith | Marvin Sannes | Write-In: | Totals |
|----------|--------------------|------------|-------------|--------------------|-------------------|-----------------|-----------------|----------------|---------------|--------------|---------------|-----------|--------|
| 705 | 0 | 0 | 45 | 791 | 1,106 | 71.52% | 30 | 20 | 269 | 405 | 21 | 1 | 746 |
| 715 | 0 | 0 | 70 | 1,098 | 1,677 | 65.47% | 37 | 29 | 367 | 561 | 32 | 2 | 1,028 |
| 725 | 1 | 0 | 71 | 944 | 1,431 | 65.97% | 35 | 19 | 347 | 436 | 33 | 3 | 873 |
| 779 | 0 | 1 | 27 | 668 | 872 | 76.61% | 10 | 15 | 296 | 294 | 25 | 0 | 640 |
| 780 | 0 | 0 | 39 | 848 | 1,081 | 78.45% | 14 | 17 | 378 | 372 | 23 | 5 | 809 |
| 781 | 0 | 0 | 27 | 478 | 621 | 76.97% | 4 | 3 | 233 | 198 | 13 | 0 | 451 |
| 782 | 0 | 0 | 15 | 271 | 336 | 80.65% | 8 | 3 | 115 | 121 | 8 | 1 | 256 |
| 783 | 0 | 0 | 33 | 428 | 552 | 77.54% | 5 | 3 | 145 | 231 | 11 | 0 | 395 |
| 784 | 0 | 0 | 6 | 139 | 199 | 69.85% | 6 | 2 | 58 | 63 | 4 | 0 | 133 |
| 786 | 0 | 0 | 21 | 420 | 578 | 72.66% | 14 | 7 | 113 | 255 | 10 | 0 | 399 |
| 787 | 0 | 0 | 102 | 1,823 | 2,416 | 75.46% | 39 | 33 | 692 | 918 | 35 | 4 | 1,721 |
| 788 | 0 | 1 | 76 | 1,430 | 1,880 | 76.06% | 31 | 18 | 575 | 681 | 42 | 6 | 1,353 |
| 789 | 0 | 0 | 69 | 1,477 | 1,995 | 74.04% | 36 | 26 | 564 | 750 | 31 | 1 | 1,408 |
| 790 | 1 | 0 | 12 | 162 | 233 | 69.53% | 2 | 1 | 62 | 75 | 10 | 0 | 150 |
| 815 | 0 | 0 | 73 | 888 | 1,368 | 64.91% | 14 | 22 | 426 | 326 | 25 | 2 | 815 |
| 825 | 0 | 0 | 45 | 589 | 966 | 60.97% | 12 | 14 | 313 | 193 | 10 | 2 | 544 |
| 835 | 0 | 0 | 42 | 789 | 1,057 | 74.65% | 9 | 18 | 430 | 279 | 10 | 1 | 747 |
| 845 | 0 | 0 | 80 | 1,591 | 2,078 | 76.56% | 23 | 18 | 842 | 582 | 42 | 4 | 1,511 |
| 855 | 0 | 0 | 71 | 1,061 | 1,519 | 69.85% | 35 | 14 | 538 | 376 | 26 | 1 | 990 |
| 865 | 0 | 0 | 37 | 565 | 934 | 60.49% | 10 | 9 | 340 | 154 | 13 | 2 | 528 |
| 905 | 0 | 0 | 9 | 91 | 129 | 70.54% | 1 | 0 | 40 | 39 | 2 | 0 | 82 |
| 915 | 0 | 0 | 7 | 162 | 222 | 72.97% | 6 | 5 | 67 | 66 | 11 | 0 | 155 |
| 925 | 0 | 0 | 10 | 102 | 128 | 79.69% | 3 | 1 | 44 | 43 | 1 | 0 | 92 |
| 935 | 0 | 0 | 4 | 25 | 32 | 78.13% | 1 | 1 | 9 | 9 | 1 | 0 | 21 |
| 981 | 0 | 0 | 14 | 233 | 318 | 73.27% | 15 | 6 | 102 | 85 | 9 | 2 | 219 |
| 982 | 0 | 0 | 0 | 0 | 0 | 0.00% | 0 | 0 | 0 | 0 | 0 | 0 | 0 |
| Totals: | 10 | 20 | 6,069 | 105,239 | 151,674 | | 2,367 | 1,884 | 50,136 | 241,553 | 25,915 | 215 | 99,150 |

I certify that the votes recorded on this abstract correctly summarize the tally of votes cast at the election indicated.

11-21-2014

Bill Burgess
Signature of County Clerk

Date of Abstract

Canvass Report — Total Voters — Official Marion County, Oregon — Official November 4, 2014 General Election Results — November 04, 2014

Page 9 of 157

Total Number of Voters: 105,239 of 151,674 = 69.38%

11/21/2014 10:24 AM
 Precincts Reporting 122 of 122 = 100.00%

Governor

| Precinct | Blank Ballots Cast | Over Votes | Under Votes | Total Ballots Cast | Registered Voters | Percent Turnout | Dennis Richardson | Chris Henry | Aaron Auer | John Kitzhaber | Paul Grad | Jason Levin | Write-In: | Totals |
|----------|--------------------|------------|-------------|--------------------|-------------------|-----------------|-------------------|-------------|------------|----------------|-----------|-------------|-----------|--------|
| 310 | 0 | 1 | 75 | 1,251 | 1,990 | 62.86% | 342 | 15 | 19 | 704 | 24 | 59 | 12 | 1,175 |
| 311 | 0 | 1 | 74 | 2,001 | 3,126 | 64.01% | 751 | 28 | 23 | 1,007 | 36 | 63 | 18 | 1,926 |
| 312 | 0 | 0 | 67 | 1,453 | 2,064 | 70.40% | 424 | 28 | 14 | 846 | 22 | 42 | 10 | 1,386 |
| 320 | 0 | 1 | 30 | 715 | 1,179 | 60.64% | 217 | 4 | 13 | 409 | 16 | 16 | 9 | 684 |
| 321 | 0 | 0 | 30 | 797 | 1,327 | 60.06% | 232 | 13 | 12 | 463 | 15 | 26 | 6 | 767 |
| 322 | 0 | 0 | 1 | 83 | 95 | 87.37% | 25 | 2 | 1 | 49 | 5 | 0 | 0 | 82 |
| 323 | 0 | 0 | 61 | 1,772 | 2,430 | 72.92% | 534 | 18 | 14 | 1,058 | 24 | 53 | 10 | 1,711 |
| 324 | 1 | 0 | 4 | 59 | 125 | 47.20% | 17 | 2 | 0 | 31 | 1 | 3 | 1 | 55 |
| 325 | 0 | 1 | 63 | 1,245 | 1,946 | 63.98% | 527 | 28 | 22 | 552 | 18 | 25 | 9 | 1,181 |
| 326 | 0 | 0 | 0 | 35 | 59 | 59.32% | 19 | 0 | 0 | 14 | 2 | 0 | 0 | 35 |
| 330 | 0 | 0 | 62 | 1,651 | 2,239 | 73.74% | 737 | 10 | 15 | 759 | 25 | 36 | 7 | 1,589 |
| 331 | 0 | 1 | 26 | 622 | 887 | 70.12% | 294 | 4 | 7 | 262 | 10 | 17 | 1 | 595 |
| 332 | 1 | 0 | 21 | 416 | 812 | 51.23% | 186 | 3 | 6 | 177 | 7 | 14 | 2 | 395 |
| 333 | 0 | 0 | 21 | 677 | 1,048 | 64.60% | 314 | 11 | 16 | 293 | 10 | 10 | 2 | 656 |
| 334 | 0 | 0 | 9 | 126 | 221 | 57.01% | 66 | 3 | 2 | 44 | 1 | 1 | 0 | 117 |
| 335 | 0 | 0 | 0 | 0 | 0 | 0.00% | 0 | 0 | 0 | 0 | 0 | 0 | 0 | 0 |
| 336 | 0 | 0 | 0 | 1 | 6 | 16.67% | 0 | 0 | 0 | 1 | 0 | 0 | 0 | 1 |
| 337 | 0 | 0 | 102 | 2,803 | 3,888 | 72.09% | 1,312 | 23 | 23 | 1,244 | 30 | 47 | 22 | 2,701 |
| 340 | 0 | 0 | 83 | 1,700 | 2,354 | 72.22% | 921 | 11 | 16 | 626 | 18 | 22 | 3 | 1,617 |
| 341 | 0 | 0 | 61 | 1,779 | 2,372 | 75.00% | 922 | 20 | 11 | 714 | 19 | 22 | 10 | 1,718 |
| 342 | 0 | 0 | 0 | 2 | 6 | 33.33% | 2 | 0 | 0 | 0 | 0 | 0 | 0 | 2 |
| 343 | 0 | 0 | 75 | 2,288 | 3,154 | 72.54% | 1,226 | 17 | 16 | 884 | 31 | 24 | 15 | 2,213 |
| 344 | 0 | 0 | 122 | 2,677 | 3,862 | 69.32% | 1,282 | 20 | 32 | 1,126 | 33 | 48 | 14 | 2,555 |
| 350 | 0 | 0 | 45 | 1,325 | 2,422 | 54.71% | 440 | 34 | 31 | 685 | 34 | 49 | 7 | 1,280 |
| 351 | 0 | 0 | 14 | 295 | 496 | 59.48% | 127 | 4 | 2 | 139 | 2 | 4 | 3 | 281 |
| 352 | 0 | 0 | 15 | 243 | 506 | 48.02% | 104 | 5 | 5 | 103 | 4 | 7 | 0 | 228 |
| 353 | 0 | 0 | 36 | 929 | 1,466 | 63.37% | 469 | 6 | 16 | 375 | 10 | 11 | 6 | 893 |
| 354 | 0 | 0 | 3 | 90 | 138 | 65.22% | 58 | 1 | 0 | 23 | 2 | 2 | 1 | 87 |
| 355 | 0 | 0 | 1 | 37 | 60 | 61.67% | 15 | 0 | 1 | 19 | 0 | 1 | 0 | 36 |
| 356 | 0 | 0 | 1 | 45 | 76 | 59.21% | 25 | 1 | 0 | 18 | 0 | 0 | 0 | 44 |
| 357 | 0 | 0 | 48 | 1,107 | 1,853 | 59.74% | 452 | 19 | 18 | 507 | 19 | 32 | 12 | 1,059 |
| 361 | 0 | 0 | 16 | 300 | 627 | 47.85% | 87 | 9 | 8 | 169 | 4 | 5 | 2 | 284 |

Canvass Report — Total Voters — Official Marion County, Oregon — Official November 4, 2014 General Election Results — November 04, 2014

Page 10 of 157

11/21/2014 10:24 AM
 Precincts Reporting 122 of 122 = 100.00%

Total Number of Voters: 105,239 of 151,674 = 69.38%

Governor

| Precinct | Blank Ballots Cast | Over Votes | Under Votes | Total Ballots Cast | Registered Voters | Percent Turnout | Dennis Richardson | Chris Henry | Aaron Auer | John Kitzhaber | Paul Grad | Jason Levin | Write-In: | Totals |
|----------|--------------------|------------|-------------|--------------------|-------------------|-----------------|-------------------|-------------|------------|----------------|-----------|-------------|-----------|--------|
| 362 | 0 | 0 | 27 | 588 | 915 | 64.26% | 238 | 7 | 12 | 288 | 2 | 11 | 3 | 561 |
| 363 | 2 | 2 | 92 | 2,050 | 3,295 | 62.22% | 941 | 24 | 30 | 873 | 40 | 35 | 13 | 1,956 |
| 364 | 0 | 0 | 39 | 1,151 | 1,795 | 64.12% | 540 | 10 | 14 | 505 | 20 | 20 | 3 | 1,112 |
| 365 | 0 | 0 | 0 | 0 | 0 | 0.00% | 0 | 0 | 0 | 0 | 0 | 0 | 0 | 0 |
| 370 | 0 | 0 | 45 | 1,375 | 1,786 | 76.99% | 454 | 10 | 11 | 816 | 1 | 32 | 6 | 1,330 |
| 371 | 0 | 0 | 87 | 2,565 | 3,335 | 76.91% | 1,182 | 18 | 16 | 1,174 | 23 | 34 | 31 | 2,478 |
| 372 | 0 | 0 | 31 | 718 | 990 | 72.53% | 273 | 4 | 2 | 382 | 9 | 15 | 2 | 687 |
| 373 | 0 | 0 | 52 | 1,909 | 2,551 | 74.83% | 920 | 15 | 15 | 837 | 23 | 38 | 9 | 1,857 |
| 374 | 0 | 0 | 30 | 1,013 | 1,469 | 68.96% | 470 | 9 | 7 | 454 | 15 | 21 | 7 | 983 |
| 375 | 0 | 0 | 60 | 1,528 | 2,230 | 68.52% | 666 | 22 | 23 | 699 | 18 | 34 | 6 | 1,468 |
| 400 | 0 | 0 | 0 | 0 | 0 | 0.00% | 0 | 0 | 0 | 0 | 0 | 0 | 0 | 0 |
| 401 | 0 | 0 | 65 | 2,279 | 3,120 | 73.04% | 1,341 | 14 | 11 | 801 | 21 | 21 | 5 | 2,214 |
| 402 | 0 | 0 | 68 | 1,781 | 2,281 | 78.08% | 1,023 | 16 | 10 | 611 | 14 | 22 | 17 | 1,713 |
| 403 | 0 | 1 | 66 | 2,157 | 3,022 | 71.38% | 1,209 | 13 | 12 | 778 | 27 | 39 | 12 | 2,090 |
| 404 | 0 | 0 | 58 | 1,707 | 2,549 | 66.97% | 877 | 16 | 16 | 668 | 27 | 31 | 14 | 1,649 |
| 405 | 0 | 1 | 45 | 1,222 | 1,760 | 69.43% | 645 | 13 | 15 | 458 | 20 | 18 | 7 | 1,176 |
| 406 | 1 | 2 | 112 | 2,344 | 3,399 | 68.96% | 1,229 | 33 | 16 | 866 | 17 | 57 | 12 | 2,230 |
| 407 | 0 | 0 | 71 | 1,955 | 3,193 | 61.23% | 942 | 18 | 35 | 792 | 27 | 52 | 18 | 1,884 |
| 408 | 0 | 0 | 6 | 69 | 137 | 50.36% | 19 | 0 | 3 | 35 | 1 | 5 | 0 | 63 |
| 505 | 0 | 0 | 10 | 191 | 242 | 78.93% | 115 | 1 | 0 | 58 | 3 | 2 | 2 | 181 |
| 515 | 0 | 0 | 7 | 345 | 491 | 70.26% | 200 | 2 | 8 | 121 | 3 | 3 | 1 | 338 |
| 525 | 0 | 0 | 13 | 503 | 666 | 75.53% | 280 | 10 | 3 | 179 | 7 | 7 | 4 | 490 |
| 535 | 0 | 0 | 26 | 761 | 1,142 | 66.64% | 419 | 3 | 12 | 276 | 9 | 13 | 3 | 735 |
| 545 | 0 | 0 | 14 | 401 | 662 | 60.57% | 189 | 5 | 6 | 167 | 3 | 13 | 4 | 387 |
| 555 | 0 | 0 | 36 | 1,077 | 1,526 | 70.58% | 580 | 14 | 14 | 407 | 7 | 14 | 5 | 1,041 |
| 577 | 0 | 0 | 13 | 342 | 482 | 70.95% | 238 | 2 | 0 | 82 | 6 | 1 | 0 | 329 |
| 578 | 0 | 0 | 0 | 33 | 45 | 73.33% | 25 | 0 | 0 | 5 | 2 | 1 | 0 | 33 |
| 579 | 0 | 0 | 7 | 145 | 183 | 79.23% | 97 | 2 | 4 | 30 | 1 | 4 | 0 | 138 |
| 580 | 0 | 3 | 19 | 859 | 1,104 | 77.81% | 566 | 7 | 3 | 245 | 10 | 5 | 1 | 837 |
| 581 | 0 | 0 | 40 | 2,022 | 2,783 | 72.66% | 1,226 | 20 | 34 | 636 | 24 | 34 | 8 | 1,982 |
| 582 | 0 | 0 | 16 | 429 | 660 | 65.00% | 276 | 1 | 5 | 119 | 2 | 9 | 1 | 413 |
| 583 | 0 | 0 | 24 | 673 | 951 | 70.77% | 439 | 5 | 14 | 173 | 7 | 5 | 6 | 649 |

Canvass Report — Total Voters — Official Marion County, Oregon — Official November 4, 2014 General Election Results — November 04, 2014

Page 11 of 157

Total Number of Voters: 105,239 of 151,674 = 69.38%
 Precincts Reporting 122 of 122 = 100.00%
 11/21/2014 10:24 AM

Governor

| Precinct | Blank Ballots Cast | Over Votes | Under Votes | Total Ballots Cast | Registered Voters | Percent Turnout | Dennis Richardson | Chris Henry | Aaron Auer | John Kitzhaber | Paul Grad | Jason Levin | Write-In: | Totals |
|----------|--------------------|------------|-------------|--------------------|-------------------|-----------------|-------------------|-------------|------------|----------------|-----------|-------------|-----------|--------|
| 584 | 0 | 0 | 0 | 16 | 24 | 66.67% | 12 | 0 | 0 | 4 | 0 | 0 | 0 | 16 |
| 586 | 0 | 0 | 14 | 433 | 547 | 79.16% | 275 | 5 | 3 | 126 | 4 | 4 | 2 | 419 |
| 587 | 0 | 0 | 4 | 97 | 123 | 78.86% | 67 | 1 | 0 | 23 | 1 | 1 | 0 | 93 |
| 588 | 0 | 0 | 1 | 54 | 112 | 48.21% | 16 | 0 | 5 | 30 | 2 | 0 | 0 | 53 |
| 589 | 0 | 0 | 1 | 32 | 37 | 86.49% | 25 | 0 | 0 | 5 | 0 | 0 | 1 | 31 |
| 590 | 0 | 0 | 26 | 545 | 689 | 79.10% | 393 | 5 | 5 | 106 | 1 | 7 | 2 | 519 |
| 615 | 0 | 0 | 5 | 143 | 188 | 76.06% | 92 | 2 | 2 | 36 | 4 | 2 | 0 | 138 |
| 625 | 0 | 0 | 48 | 1,551 | 2,050 | 75.66% | 747 | 25 | 22 | 654 | 19 | 25 | 11 | 1,503 |
| 635 | 0 | 0 | 83 | 2,414 | 3,053 | 79.07% | 1,184 | 12 | 25 | 1,036 | 27 | 44 | 3 | 2,331 |
| 645 | 0 | 0 | 40 | 1,162 | 1,576 | 73.73% | 726 | 10 | 9 | 350 | 9 | 15 | 3 | 1,122 |
| 655 | 1 | 1 | 109 | 2,678 | 3,861 | 69.36% | 1,622 | 25 | 43 | 794 | 36 | 38 | 10 | 2,568 |
| 674 | 0 | 1 | 17 | 572 | 759 | 75.36% | 364 | 3 | 9 | 159 | 8 | 7 | 4 | 554 |
| 676 | 1 | 0 | 36 | 791 | 1,020 | 77.55% | 508 | 5 | 4 | 219 | 6 | 10 | 3 | 755 |
| 677 | 0 | 0 | 8 | 253 | 354 | 71.47% | 158 | 3 | 5 | 73 | 3 | 3 | 0 | 245 |
| 678 | 0 | 0 | 52 | 1,285 | 2,099 | 61.70% | 644 | 15 | 16 | 516 | 27 | 15 | 10 | 1,243 |
| 679 | 0 | 0 | 29 | 763 | 984 | 77.54% | 512 | 11 | 1 | 198 | 5 | 3 | 4 | 734 |
| 680 | 0 | 0 | 11 | 296 | 396 | 74.75% | 230 | 1 | 0 | 43 | 1 | 9 | 1 | 285 |
| 681 | 0 | 0 | 33 | 827 | 1,063 | 77.80% | 490 | 3 | 6 | 274 | 7 | 11 | 3 | 794 |
| 682 | 0 | 0 | 92 | 1,987 | 2,712 | 73.27% | 1,232 | 16 | 16 | 573 | 21 | 25 | 12 | 1,895 |
| 683 | 0 | 0 | 2 | 218 | 298 | 73.15% | 147 | 3 | 2 | 61 | 2 | 1 | 0 | 216 |
| 684 | 0 | 0 | 13 | 512 | 672 | 76.19% | 342 | 1 | 7 | 133 | 9 | 6 | 1 | 499 |
| 686 | 0 | 0 | 3 | 134 | 173 | 77.46% | 98 | 0 | 6 | 25 | 1 | 1 | 0 | 131 |
| 687 | 0 | 0 | 3 | 78 | 111 | 70.27% | 37 | 1 | 0 | 37 | 0 | 0 | 0 | 75 |
| 688 | 0 | 0 | 11 | 197 | 266 | 74.06% | 123 | 2 | 2 | 56 | 2 | 1 | 0 | 186 |
| 689 | 0 | 0 | 0 | 11 | 14 | 78.57% | 9 | 0 | 0 | 2 | 0 | 0 | 0 | 11 |
| 690 | 0 | 1 | 59 | 1,691 | 2,875 | 58.82% | 825 | 13 | 29 | 691 | 29 | 34 | 10 | 1,631 |
| 691 | 0 | 1 | 109 | 2,484 | 3,679 | 67.52% | 1,281 | 21 | 33 | 959 | 32 | 39 | 9 | 2,374 |
| 692 | 0 | 0 | 1 | 39 | 49 | 79.59% | 26 | 0 | 1 | 11 | 0 | 0 | 0 | 38 |
| 694 | 0 | 0 | 24 | 750 | 1,220 | 61.48% | 355 | 10 | 5 | 328 | 9 | 9 | 10 | 726 |
| 696 | 0 | 0 | 60 | 1,402 | 2,177 | 64.40% | 631 | 22 | 21 | 599 | 25 | 39 | 5 | 1,342 |
| 697 | 0 | 1 | 64 | 1,276 | 2,177 | 58.61% | 584 | 16 | 18 | 539 | 20 | 23 | 11 | 1,211 |
| 698 | 1 | 0 | 30 | 749 | 990 | 75.66% | 459 | 11 | 4 | 222 | 11 | 11 | 1 | 719 |

Canvass Report — Total Voters — Official

Marion County, Oregon — Official November 4, 2014 General Election Results — November 04, 2014

Page 12 of 157

11/21/2014 10:24 AM


Total Number of Voters: 105,239 of 151,674 = 69.38%

Precincts Reporting 122 of 122 = 100.00%

Governor

| Precinct | Blank Ballots Cast | Over Votes | Under Votes | Total Ballots Cast | Registered Voters | Percent Turnout | Dennis Richardson | Chris Henry | Aaron Auer | John Kitzhaber | Paul Grad | Jason Levin | Write-In | Totals |
|----------|--------------------|------------|-------------|--------------------|-------------------|-----------------|-------------------|-------------|------------|----------------|-----------|-------------|----------|---------|
| 705 | 0 | 0 | 34 | 791 | 1,106 | 71.52% | 511 | 11 | 10 | 197 | 14 | 12 | 2 | 757 |
| 715 | 0 | 1 | 46 | 1,098 | 1,677 | 65.47% | 700 | 12 | 18 | 284 | 18 | 13 | 6 | 1,051 |
| 725 | 1 | 0 | 49 | 944 | 1,431 | 65.97% | 569 | 18 | 20 | 248 | 16 | 16 | 8 | 895 |
| 779 | 0 | 0 | 32 | 668 | 872 | 76.61% | 386 | 4 | 5 | 223 | 6 | 8 | 4 | 636 |
| 780 | 0 | 0 | 26 | 848 | 1,081 | 78.45% | 473 | 3 | 4 | 312 | 7 | 15 | 8 | 822 |
| 781 | 0 | 0 | 15 | 478 | 621 | 76.97% | 246 | 2 | 3 | 197 | 4 | 11 | 0 | 463 |
| 782 | 0 | 0 | 5 | 271 | 336 | 80.65% | 149 | 2 | 4 | 107 | 1 | 1 | 2 | 266 |
| 783 | 0 | 0 | 22 | 428 | 552 | 77.54% | 275 | 2 | 3 | 119 | 4 | 2 | 1 | 406 |
| 784 | 0 | 0 | 7 | 139 | 199 | 69.85% | 70 | 1 | 2 | 56 | 0 | 2 | 1 | 132 |
| 786 | 0 | 0 | 11 | 420 | 578 | 72.66% | 307 | 8 | 4 | 80 | 5 | 4 | 1 | 409 |
| 787 | 0 | 0 | 71 | 1,823 | 2,416 | 75.46% | 1,137 | 16 | 14 | 538 | 17 | 22 | 8 | 1,752 |
| 788 | 0 | 0 | 60 | 1,430 | 1,880 | 76.06% | 823 | 13 | 14 | 470 | 21 | 19 | 10 | 1,370 |
| 789 | 0 | 0 | 48 | 1,477 | 1,995 | 74.04% | 928 | 17 | 17 | 423 | 17 | 20 | 7 | 1,429 |
| 790 | 1 | 0 | 8 | 162 | 233 | 69.53% | 98 | 2 | 4 | 43 | 3 | 3 | 1 | 154 |
| 815 | 0 | 0 | 30 | 888 | 1,368 | 64.91% | 390 | 12 | 10 | 418 | 14 | 12 | 2 | 858 |
| 825 | 0 | 1 | 16 | 589 | 966 | 60.97% | 233 | 5 | 6 | 312 | 5 | 7 | 4 | 572 |
| 835 | 0 | 0 | 19 | 789 | 1,057 | 74.65% | 358 | 5 | 3 | 389 | 3 | 8 | 4 | 770 |
| 845 | 0 | 0 | 48 | 1,591 | 2,078 | 76.56% | 759 | 16 | 19 | 703 | 24 | 15 | 7 | 1,543 |
| 855 | 0 | 0 | 38 | 1,061 | 1,519 | 69.85% | 485 | 6 | 11 | 487 | 13 | 15 | 6 | 1,023 |
| 865 | 0 | 0 | 13 | 565 | 934 | 60.49% | 208 | 3 | 10 | 308 | 6 | 11 | 6 | 552 |
| 905 | 0 | 0 | 7 | 91 | 129 | 70.54% | 55 | 2 | 1 | 24 | 1 | 1 | 0 | 84 |
| 915 | 0 | 0 | 6 | 162 | 222 | 72.97% | 82 | 2 | 8 | 58 | 3 | 3 | 0 | 156 |
| 925 | 0 | 0 | 11 | 102 | 128 | 79.69% | 47 | 0 | 0 | 42 | 0 | 2 | 0 | 91 |
| 935 | 0 | 0 | 1 | 25 | 32 | 78.13% | 16 | 0 | 0 | 7 | 1 | 0 | 0 | 24 |
| 981 | 0 | 0 | 6 | 233 | 318 | 73.27% | 112 | 1 | 9 | 95 | 2 | 8 | 0 | 227 |
| 982 | 0 | 0 | 0 | 0 | 0 | 0.00% | 0 | 0 | 0 | 0 | 0 | 0 | 0 | 0 |
| Totals | 10 | 21 | 3,952 | 105,239 | 151,674 | 69.38% | 53,377 | 1,058 | 1,192 | 4,958 | 1,337 | 1,848 | 586 | 101,256 |

I certify that the votes recorded on this abstract correctly summarize the tally of votes cast at the election indicated.


 Bill Hundress
 Signature of County Clerk
 Date of Abstract 11/24/2014

Canvass Report — Total Voters — Official

Marion County, Oregon — Official November 4, 2014 General Election Results — November 04, 2014

11/21/2014 10:24 AM

Page 13 of 157

Total Number of Voters: 105,239 of 151,674 = 69.38%

Precincts Reporting 122 of 122 = 100.00%

State Senator, 10th District

| Precinct | Blank Ballots Cast | Over Votes | Under Votes | Total Ballots Cast | Registered Voters | Percent Turnout | Glen E Fwert | Jackie Winters | Write-In: | Totals |
|----------|--------------------|------------|-------------|--------------------|-------------------|-----------------|--------------|----------------|-----------|--------|
| 325 | 0 | 0 | 158 | 1,245 | 1,946 | 63.98% | 172 | 901 | 14 | 1,087 |
| 330 | 0 | 0 | 246 | 1,651 | 2,239 | 73.74% | 155 | 1,224 | 26 | 1,405 |
| 331 | 0 | 0 | 102 | 622 | 887 | 70.12% | 70 | 444 | 6 | 520 |
| 332 | 1 | 1 | 62 | 416 | 812 | 51.23% | 59 | 291 | 3 | 353 |
| 333 | 0 | 0 | 73 | 677 | 1,048 | 64.60% | 98 | 505 | 1 | 604 |
| 334 | 0 | 0 | 13 | 126 | 221 | 57.01% | 8 | 104 | 1 | 113 |
| 335 | 0 | 0 | 0 | 0 | 0 | 0.00% | 0 | 0 | 0 | 0 |
| 337 | 0 | 0 | 356 | 2,803 | 3,888 | 72.09% | 322 | 2,102 | 23 | 2,447 |
| 340 | 0 | 0 | 209 | 1,700 | 2,354 | 72.22% | 162 | 1,319 | 10 | 1,491 |
| 341 | 0 | 0 | 201 | 1,779 | 2,372 | 75.00% | 156 | 1,409 | 13 | 1,578 |
| 342 | 0 | 0 | 0 | 2 | 6 | 33.33% | 0 | 2 | 0 | 2 |
| 343 | 0 | 0 | 280 | 2,288 | 3,154 | 72.54% | 250 | 1,742 | 16 | 2,008 |
| 344 | 0 | 0 | 379 | 2,677 | 3,862 | 69.32% | 269 | 2,001 | 28 | 2,298 |
| 365 | 0 | 0 | 0 | 0 | 0 | 0.00% | 0 | 0 | 0 | 0 |
| 371 | 0 | 0 | 343 | 2,565 | 3,335 | 76.91% | 240 | 1,941 | 41 | 2,222 |
| 372 | 0 | 0 | 119 | 718 | 990 | 72.53% | 68 | 525 | 6 | 599 |
| 373 | 0 | 0 | 225 | 1,909 | 2,551 | 74.83% | 186 | 1,479 | 19 | 1,684 |
| 374 | 0 | 0 | 142 | 1,013 | 1,469 | 68.96% | 119 | 744 | 8 | 871 |
| 375 | 0 | 0 | 200 | 1,528 | 2,230 | 68.52% | 182 | 1,134 | 12 | 1,328 |
| 682 | 0 | 0 | 248 | 1,987 | 2,712 | 73.27% | 153 | 1,579 | 7 | 1,739 |
| 686 | 0 | 0 | 9 | 134 | 173 | 77.46% | 12 | 112 | 1 | 125 |
| 687 | 0 | 0 | 9 | 78 | 111 | 70.27% | 3 | 66 | 0 | 69 |
| 688 | 0 | 0 | 26 | 197 | 266 | 74.06% | 29 | 142 | 0 | 171 |
| 697 | 0 | 0 | 179 | 1,276 | 2,177 | 58.61% | 127 | 959 | 11 | 1,097 |
| 705 | 0 | 0 | 91 | 791 | 1,106 | 71.52% | 79 | 617 | 4 | 700 |
| 715 | 0 | 0 | 146 | 1,098 | 1,677 | 65.47% | 144 | 799 | 9 | 952 |
| 779 | 0 | 0 | 67 | 668 | 872 | 76.61% | 79 | 517 | 5 | 601 |
| 780 | 0 | 0 | 81 | 848 | 1,081 | 78.45% | 79 | 677 | 11 | 767 |
| 781 | 0 | 0 | 61 | 478 | 621 | 76.97% | 37 | 377 | 3 | 417 |
| 782 | 0 | 0 | 32 | 271 | 336 | 80.65% | 27 | 206 | 6 | 239 |
| 783 | 0 | 0 | 53 | 428 | 552 | 77.54% | 38 | 337 | 0 | 375 |
| 784 | 0 | 0 | 20 | 139 | 199 | 69.85% | 18 | 99 | 2 | 119 |

Canvass Report — Total Voters — Official

Marion County, Oregon — Official November 4, 2014 General Election Results — November 04, 2014

Page 14 of 157


11/21/2014 10:24 AM

Total Number of Voters: 105,239 of 151,674 = 69.38%

Precincts Reporting 122 of 122 = 100.00%

State Senator, 10th District

| Precinct | Blank Ballots Cast | Over Votes | Under Votes | Total Ballots Cast | Registered Voters | Percent Turnout | Glen E Ewert | Jackie Winters | Write-In: | Totals |
|----------------|--------------------|------------|--------------|--------------------|-------------------|-----------------|--------------|----------------|------------|---------------|
| 787 | 0 | 0 | 214 | 1,823 | 2,416 | 75.46% | 170 | 1,430 | 9 | 1,609 |
| Totals: | 1 | 1 | 1,324 | 33,835 | 47,663 | | 3,511 | 25,784 | 295 | 29,590 |

| | |
|---|------------------|
| I certify that the votes recorded on this abstract correctly summarize the tally of votes cast at the election indicated. | |
|  | 11/24/2014 |
| Signature of County Clerk Bill Burgess | Date of Abstract |

Canvass Report — Total Voters — Official
Marion County, Oregon — Official November 4, 2014 General Election Results — November 04, 2014
 Page 15 of 157
 11/21/2014 10:24 AM
 Precincts Reporting 122 of 122 = 100.00%

Total Number of Voters: 105,239 of 151,674 = 69.38%

State Senator, 11th District

| Precinct | Blank Ballots Cast | Over Votes | Under Votes | Total Ballots Cast | Registered Voters | Percent Turnout | Peter Courtney | Patricia Milne | Write-In: | Totals |
|----------|--------------------|------------|-------------|--------------------|-------------------|-----------------|----------------|----------------|-----------|--------|
| 310 | 0 | 0 | 98 | 1,251 | 1,990 | 62.86% | 805 | 341 | 7 | 1,153 |
| 311 | 0 | 1 | 114 | 2,001 | 3,126 | 64.01% | 1,138 | 732 | 16 | 1,886 |
| 312 | 0 | 0 | 79 | 1,453 | 2,064 | 70.40% | 934 | 427 | 13 | 1,374 |
| 320 | 0 | 0 | 39 | 715 | 1,179 | 60.64% | 444 | 225 | 7 | 676 |
| 321 | 0 | 0 | 41 | 797 | 1,327 | 60.06% | 499 | 251 | 6 | 756 |
| 322 | 0 | 0 | 1 | 83 | 95 | 87.37% | 55 | 25 | 2 | 82 |
| 323 | 0 | 0 | 80 | 1,772 | 2,430 | 72.92% | 1,140 | 542 | 10 | 1,692 |
| 324 | 1 | 0 | 7 | 59 | 125 | 47.20% | 34 | 17 | 1 | 52 |
| 326 | 0 | 0 | 2 | 35 | 59 | 59.32% | 17 | 16 | 0 | 33 |
| 336 | 0 | 0 | 0 | 1 | 6 | 16.67% | 1 | 0 | 0 | 1 |
| 350 | 0 | 0 | 82 | 1,325 | 2,422 | 54.71% | 753 | 477 | 13 | 1,243 |
| 352 | 0 | 0 | 18 | 243 | 506 | 48.02% | 126 | 98 | 1 | 225 |
| 353 | 0 | 0 | 46 | 929 | 1,466 | 63.37% | 403 | 479 | 1 | 883 |
| 354 | 0 | 0 | 5 | 90 | 138 | 65.22% | 28 | 57 | 0 | 85 |
| 355 | 0 | 0 | 1 | 37 | 60 | 61.67% | 16 | 20 | 0 | 36 |
| 357 | 0 | 0 | 60 | 1,107 | 1,853 | 59.74% | 556 | 478 | 13 | 1,047 |
| 361 | 0 | 0 | 19 | 300 | 627 | 47.85% | 185 | 95 | 1 | 281 |
| 362 | 0 | 0 | 36 | 588 | 915 | 64.26% | 317 | 231 | 4 | 552 |
| 363 | 2 | 1 | 117 | 2,050 | 3,295 | 62.22% | 952 | 968 | 12 | 1,932 |
| 364 | 0 | 1 | 50 | 1,151 | 1,795 | 64.12% | 517 | 581 | 2 | 1,100 |
| 370 | 0 | 0 | 57 | 1,375 | 1,786 | 76.99% | 873 | 443 | 2 | 1,318 |
| 400 | 0 | 0 | 0 | 0 | 0 | 0.00% | 0 | 0 | 0 | 0 |
| 408 | 0 | 0 | 7 | 69 | 137 | 50.36% | 40 | 21 | 1 | 62 |
| 545 | 0 | 0 | 23 | 401 | 662 | 60.57% | 173 | 203 | 2 | 378 |
| 582 | 0 | 0 | 21 | 429 | 660 | 65.00% | 135 | 273 | 0 | 408 |
| 584 | 0 | 0 | 0 | 16 | 24 | 66.67% | 6 | 10 | 0 | 16 |
| 588 | 0 | 0 | 1 | 54 | 112 | 48.21% | 30 | 23 | 0 | 53 |
| 678 | 0 | 0 | 73 | 1,295 | 2,099 | 61.70% | 590 | 617 | 15 | 1,222 |
| 690 | 0 | 0 | 101 | 1,691 | 2,875 | 58.82% | 756 | 825 | 9 | 1,590 |
| 691 | 0 | 0 | 123 | 2,484 | 3,679 | 67.52% | 1,048 | 1,304 | 9 | 2,361 |
| 694 | 0 | 0 | 40 | 750 | 1,220 | 61.48% | 358 | 349 | 3 | 710 |
| 696 | 0 | 0 | 68 | 1,402 | 2,177 | 64.40% | 656 | 668 | 10 | 1,334 |

Canvass Report — Total Voters — Official

Marion County, Oregon — Official November 4, 2014 General Election Results — November 04, 2014

Page 16 of 157

11/21/2014 10:24 AM


Total Number of Voters: 105,239 of 151,674 = 69.38%

Precincts Reporting 122 of 122 = 100.00%

State Senator, 11th District

| Precinct | Blank Ballots Cast | Over Votes | Under Votes | Total Ballots Cast | Registered Voters | Percent Turnout | Peter Courtney | Patricia Milne | Write-In: | Totals |
|----------------|--------------------|------------|--------------|--------------------|-------------------|-----------------|----------------|----------------|------------|---------------|
| 815 | 0 | 1 | 49 | 888 | 1,368 | 64.91% | 398 | 439 | 1 | 838 |
| 825 | 0 | 0 | 23 | 589 | 966 | 60.97% | 307 | 254 | 5 | 566 |
| 835 | 0 | 0 | 25 | 789 | 1,057 | 74.65% | 375 | 389 | 0 | 764 |
| 845 | 0 | 0 | 56 | 1,591 | 2,078 | 76.56% | 718 | 809 | 8 | 1,535 |
| 855 | 0 | 0 | 48 | 1,061 | 1,519 | 69.85% | 476 | 534 | 3 | 1,013 |
| 865 | 0 | 0 | 23 | 565 | 934 | 60.49% | 320 | 221 | 1 | 542 |
| Totals: | 3 | 4 | 1,633 | 91,433 | 48,831 | | 15,179 | 18,442 | 176 | 29,789 |

I certify that the votes recorded on this abstract correctly summarize the tally of votes cast at the election indicated.



11/24/2014

Signature of County Clerk
Bill Burgess

Date of Abstract

Canvass Report — Total Voters — Official

Marion County, Oregon — Official November 4, 2014 General Election Results — November 04, 2014

Page 17 of 157

11/21/2014 10:24 AM


Total Number of Voters: 105,239 of 151,674 = 69.38%

Precincts Reporting 122 of 122 = 100.00%

State Senator, 13th District

| Precinct | Blank Ballots Cast | Over Votes | Under Votes | Total Ballots Cast | Registered Voters | Percent Turnout | Kim Thatcher | Ryan Howard | Write-In: | Totals |
|----------------|--------------------|------------|-------------|--------------------|-------------------|-----------------|--------------|--------------|-----------|---------------|
| 356 | 0 | 0 | 3 | 45 | 76 | 59.21% | 25 | 17 | 0 | 42 |
| 401 | 0 | 0 | 113 | 2,279 | 3,120 | 73.04% | 1,419 | 742 | 5 | 2,166 |
| 402 | 0 | 0 | 89 | 1,781 | 2,281 | 78.08% | 1,101 | 586 | 5 | 1,692 |
| 403 | 0 | 1 | 112 | 2,157 | 3,022 | 71.38% | 1,303 | 736 | 5 | 2,044 |
| 404 | 0 | 0 | 93 | 1,707 | 2,549 | 66.97% | 999 | 606 | 9 | 1,614 |
| 405 | 0 | 0 | 83 | 1,222 | 1,760 | 69.43% | 717 | 419 | 3 | 1,139 |
| 406 | 1 | 0 | 162 | 2,344 | 3,399 | 68.96% | 1,345 | 829 | 8 | 2,182 |
| 407 | 0 | 0 | 112 | 1,955 | 3,193 | 61.23% | 1,049 | 786 | 8 | 1,843 |
| 505 | 0 | 0 | 11 | 191 | 242 | 78.93% | 126 | 54 | 0 | 180 |
| 577 | 0 | 0 | 25 | 342 | 482 | 70.95% | 237 | 79 | 1 | 317 |
| 580 | 0 | 2 | 51 | 859 | 1,104 | 77.81% | 581 | 223 | 2 | 806 |
| 589 | 0 | 0 | 0 | 32 | 37 | 86.49% | 27 | 5 | 0 | 32 |
| Totals: | 1 | 3 | 85 | 14,914 | 21,265 | | 9,929 | 5,032 | 16 | 14,057 |

I certify that the votes recorded on this abstract correctly summarize the tally of votes cast at the election indicated.

| | |
|---|------------------|
|  | 11/21/2014 |
| Signature of County Clerk | Date of Abstract |
| Bill Burgess | |

Canvass Report — Total Voters — Official

Marion County, Oregon — Official November 4, 2014 General Election Results — November 04, 2014

Page 18 of 157

11/21/2014 10:24 AM


Total Number of Voters: 105,239 of 151,674 = 69.38%

Precincts Reporting 122 of 122 = 100.00%

State Senator, 20th District

| Precinct | Blank Ballots Cast | Over Votes | Under Votes | Total Ballots Cast | Registered Voters | Percent Turnout | Alan R Olsen | Jamie Darnon | Write-In: | Totals |
|----------------|--------------------|------------|-------------|--------------------|-------------------|-----------------|--------------|--------------|-----------|-----------|
| 578 | 0 | 0 | 3 | 33 | 45 | 73.33% | 24 | 6 | 0 | 30 |
| Totals: | 0 | 0 | 3 | 33 | 45 | | 24 | 6 | 0 | 30 |

I certify that the votes recorded on this abstract correctly summarize the tally of votes cast at the election indicated.



11/20/2014

Signature of County Clerk
Bill Burgess

Date of Abstract

Canvass Report — Total Voters — Official

Marion County, Oregon — Official November 4, 2014 General Election Results — November 04, 2014

Page 19 of 157

11/21/2014 10:24 AM


Total Number of Voters: 105,239 of 151,674 = 69.38%

Precincts Reporting 122 of 122 = 100.00%

State Representative, 17th District

| Precinct | Blank Ballots Cast | Over Votes | Under Votes | Total Ballots Cast | Registered Voters | Percent Turnout | Rich Harrisay | Sherrie Sprenger | Write-In: | Totals |
|----------------|--------------------|------------|-------------|--------------------|-------------------|-----------------|---------------|------------------|-----------|--------------|
| 645 | 0 | 0 | 113 | 1,162 | 1,576 | 73.73% | 259 | 788 | 2 | 1,049 |
| 655 | 1 | 1 | 228 | 2,678 | 3,861 | 69.36% | 658 | 1,780 | 11 | 2,449 |
| 674 | 0 | 1 | 43 | 572 | 759 | 75.36% | 136 | 388 | 4 | 528 |
| 679 | 0 | 0 | 76 | 763 | 984 | 77.54% | 161 | 524 | 2 | 687 |
| 683 | 0 | 0 | 20 | 218 | 298 | 73.15% | 38 | 160 | 0 | 198 |
| 786 | 0 | 0 | 33 | 420 | 578 | 72.66% | 74 | 311 | 2 | 387 |
| 790 | 1 | 0 | 29 | 162 | 233 | 69.53% | 36 | 97 | 0 | 133 |
| 905 | 0 | 0 | 9 | 91 | 129 | 70.54% | 23 | 59 | 0 | 82 |
| 915 | 0 | 0 | 13 | 162 | 222 | 72.97% | 39 | 110 | 0 | 149 |
| 925 | 0 | 0 | 8 | 102 | 128 | 79.69% | 23 | 71 | 0 | 94 |
| 935 | 0 | 0 | 2 | 25 | 32 | 78.13% | 7 | 16 | 0 | 23 |
| 981 | 0 | 0 | 20 | 233 | 318 | 73.27% | 81 | 128 | 4 | 213 |
| Totals: | 2 | 2 | 594 | 6,588 | 9,118 | | 1,635 | 4,432 | 25 | 5,992 |

I certify that the votes recorded on this abstract correctly summarize the tally of votes cast at the election indicated.

| | |
|---|------------------|
|  | 11/24/2014 |
| Signature of County Clerk Bill Burgess | Date of Abstract |

Canvass Report — Total Voters — Official

Marion County, Oregon — Official November 4, 2014 General Election Results — November 04, 2014

11/21/2014 10:24 AM

Page 20 of 157


Total Number of Voters: 105,239 of 151,674 = 69.38%

Precincts Reporting 122 of 122 = 100.00%

State Representative, 18th District

| Precinct | Blank Ballots Cast | Over Votes | Under Votes | Total Ballots Cast | Registered Voters | Percent Turnout | Scott A Mills | Vic Gilliam | Write-In: | Totals |
|----------------|--------------------|------------|-------------|--------------------|-------------------|-----------------|---------------|--------------|-----------|---------------|
| 351 | 0 | 0 | 34 | 295 | 496 | 59.48% | 129 | 132 | 0 | 261 |
| 515 | 0 | 0 | 19 | 345 | 491 | 70.26% | 130 | 195 | 1 | 326 |
| 525 | 0 | 0 | 24 | 503 | 666 | 75.53% | 187 | 286 | 6 | 479 |
| 535 | 0 | 0 | 54 | 761 | 1,142 | 66.64% | 320 | 375 | 12 | 707 |
| 555 | 0 | 0 | 61 | 1,077 | 1,526 | 70.58% | 344 | 668 | 4 | 1,016 |
| 579 | 0 | 0 | 6 | 145 | 183 | 79.23% | 36 | 102 | 1 | 139 |
| 581 | 0 | 0 | 136 | 2,022 | 2,783 | 72.66% | 653 | 1,228 | 5 | 1,886 |
| 583 | 0 | 0 | 43 | 673 | 951 | 70.77% | 177 | 451 | 2 | 630 |
| 586 | 0 | 0 | 35 | 433 | 547 | 79.16% | 113 | 284 | 1 | 398 |
| 587 | 0 | 0 | 4 | 97 | 123 | 78.86% | 31 | 62 | 0 | 93 |
| 590 | 0 | 0 | 34 | 545 | 689 | 79.10% | 100 | 410 | 1 | 511 |
| 615 | 0 | 0 | 9 | 143 | 188 | 76.06% | 43 | 89 | 2 | 134 |
| 625 | 0 | 0 | 73 | 1,551 | 2,050 | 75.66% | 610 | 863 | 5 | 1,478 |
| 635 | 0 | 1 | 113 | 2,414 | 3,053 | 79.07% | 884 | 1,407 | 9 | 2,300 |
| 676 | 1 | 1 | 48 | 791 | 1,020 | 77.55% | 177 | 562 | 3 | 742 |
| 677 | 0 | 0 | 17 | 253 | 354 | 71.47% | 81 | 154 | 1 | 236 |
| 680 | 0 | 0 | 19 | 296 | 396 | 74.75% | 41 | 235 | 1 | 277 |
| 681 | 0 | 0 | 47 | 827 | 1,063 | 77.80% | 243 | 536 | 1 | 780 |
| 684 | 0 | 0 | 29 | 512 | 672 | 76.19% | 123 | 359 | 1 | 483 |
| 689 | 0 | 0 | 2 | 11 | 14 | 78.57% | 1 | 8 | 0 | 9 |
| 692 | 0 | 0 | 3 | 39 | 49 | 79.59% | 10 | 26 | 0 | 36 |
| 698 | 1 | 0 | 41 | 749 | 990 | 75.66% | 190 | 514 | 4 | 708 |
| Totals: | 2 | 2 | 851 | 14,432 | 19,416 | | 4,823 | 8,936 | 60 | 13,629 |

I certify that the votes recorded on this abstract correctly summarize the tally of votes cast at the election indicated.

Signature of County Clerk  Date of Abstract 11/24/2014

Bill Burgess

Canvass Report — Total Voters — Official

Marion County, Oregon — Official November 4, 2014 General Election Results — November 04, 2014

Page 21 of 157

11/21/2014 10:24 AM

Total Number of Voters: 105,239 of 151,674 = 69.38%

Precincts Reporting 122 of 122 = 100.00%

State Representative, 19th District

| Precinct | Blank Ballots Cast | Over Votes | Under Votes | Total Ballots Cast | Registered Voters | Percent Turnout | Bill Dalton | Jodi L Hack | Write-In: | Totals |
|----------------|--------------------|------------|--------------|--------------------|-------------------|-----------------|--------------|---------------|-----------|---------------|
| 325 | 0 | 1 | 121 | 1,245 | 1,946 | 63.98% | 633 | 484 | 6 | 1,123 |
| 331 | 0 | 0 | 78 | 622 | 887 | 70.12% | 275 | 268 | 1 | 544 |
| 332 | 1 | 0 | 46 | 416 | 812 | 51.23% | 199 | 171 | 0 | 370 |
| 333 | 0 | 0 | 57 | 677 | 1,048 | 64.60% | 298 | 322 | 0 | 620 |
| 334 | 0 | 0 | 19 | 126 | 221 | 57.01% | 42 | 65 | 0 | 107 |
| 335 | 0 | 0 | 0 | 0 | 0 | 0.00% | 0 | 0 | 0 | 0 |
| 337 | 0 | 0 | 302 | 2,803 | 3,888 | 72.09% | 1,258 | 1,237 | 6 | 2,501 |
| 340 | 0 | 0 | 139 | 1,700 | 2,354 | 72.22% | 641 | 916 | 4 | 1,561 |
| 341 | 0 | 0 | 140 | 1,779 | 2,372 | 75.00% | 697 | 939 | 3 | 1,639 |
| 342 | 0 | 0 | 0 | 2 | 6 | 33.33% | 1 | 1 | 0 | 2 |
| 343 | 0 | 0 | 202 | 2,288 | 3,154 | 72.54% | 875 | 1,206 | 5 | 2,086 |
| 344 | 0 | 2 | 257 | 2,677 | 3,862 | 69.32% | 1,129 | 1,280 | 9 | 2,418 |
| 365 | 0 | 0 | 0 | 0 | 0 | 0.00% | 0 | 0 | 0 | 0 |
| 374 | 0 | 0 | 104 | 1,013 | 1,469 | 68.96% | 481 | 446 | 2 | 909 |
| 682 | 0 | 0 | 199 | 1,987 | 2,712 | 73.27% | 650 | 1,136 | 2 | 1,788 |
| 686 | 0 | 0 | 14 | 134 | 173 | 77.46% | 25 | 95 | 0 | 120 |
| 687 | 0 | 0 | 6 | 78 | 111 | 70.27% | 32 | 40 | 0 | 72 |
| 688 | 0 | 0 | 30 | 197 | 266 | 74.06% | 49 | 118 | 0 | 167 |
| 697 | 0 | 0 | 130 | 1,276 | 2,177 | 58.61% | 556 | 587 | 3 | 1,146 |
| 705 | 0 | 0 | 54 | 791 | 1,106 | 71.52% | 233 | 502 | 2 | 737 |
| 715 | 0 | 0 | 103 | 1,098 | 1,677 | 65.47% | 303 | 691 | 1 | 995 |
| 779 | 0 | 0 | 53 | 668 | 872 | 76.61% | 228 | 386 | 1 | 615 |
| 781 | 0 | 0 | 45 | 478 | 621 | 76.97% | 195 | 238 | 0 | 433 |
| 782 | 0 | 0 | 21 | 271 | 336 | 80.65% | 98 | 151 | 1 | 250 |
| 783 | 0 | 0 | 45 | 428 | 552 | 77.54% | 106 | 277 | 0 | 383 |
| 787 | 0 | 0 | 173 | 1,823 | 2,416 | 75.46% | 538 | 1,108 | 4 | 1,650 |
| Totals: | 1 | 0 | 2,638 | 24,577 | 35,038 | | 9,522 | 12,686 | 50 | 22,336 |

I certify that the votes recorded on this abstract correctly summarize the tally of votes cast at the election indicated.

11/24/2014

Date of Abstract

Signature of County Clerk

Bill Burgess

Canvass Report — Total Voters — Official

Marion County, Oregon — Official November 4, 2014 General Election Results — November 04, 2014

Page 22 of 157

11/21/2014 10:24 AM


Total Number of Voters: 105,239 of 151,674 = 69.38%

Precincts Reporting 122 of 122 = 100.00%

State Representative, 20th District

| Precinct | Blank Ballots Cast | Over Votes | Under Votes | Total Ballots Cast | Registered Voters | Percent Turnout | Kathy B Goss | Paul Evans | Write-In: | Totals |
|---------------|--------------------|------------|-------------|--------------------|-------------------|-----------------|--------------|--------------|-----------|--------------|
| 330 | 0 | 0 | 135 | 1,651 | 2,239 | 73.74% | 733 | 773 | 10 | 1,516 |
| 371 | 0 | 3 | 166 | 2,565 | 3,335 | 76.91% | 1,180 | 1,202 | 14 | 2,395 |
| 372 | 0 | 0 | 48 | 718 | 990 | 72.53% | 259 | 408 | 3 | 670 |
| 373 | 0 | 1 | 144 | 1,909 | 2,551 | 74.83% | 880 | 874 | 10 | 1,764 |
| 375 | 0 | 1 | 124 | 1,528 | 2,230 | 68.52% | 635 | 760 | 8 | 1,403 |
| 780 | 0 | 0 | 50 | 848 | 1,081 | 78.45% | 480 | 310 | 8 | 798 |
| 784 | 0 | 1 | 8 | 139 | 199 | 69.85% | 74 | 55 | 1 | 130 |
| Totals | 0 | 6 | 675 | 9,353 | 12,625 | | 4,241 | 4,382 | 54 | 8,677 |

I certify that the votes recorded on this abstract correctly summarize the tally of votes cast at the election indicated.

| | |
|---|------------------|
|  | 11/24/2014 |
| Signature of County Clerk Bill Burgess | Date of Abstract |

Canvass Report — Total Voters — Official

Marion County, Oregon — Official November 4, 2014 General Election Results — November 04, 2014

Page 23 of 157

11/21/2014 10:24 AM

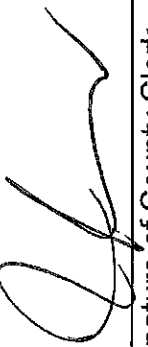
Total Number of Voters: 105,239 of 151,674 = 69.38%

Precincts Reporting 122 of 122 = 100.00%

State Representative, 21st District

| Precinct | Blank Ballots Cast | Over Votes | Under Votes | Total Ballots Cast | Registered Voters | Percent Turnout | Brian Clem | Beverly J Wright | Write-In: | Totals |
|----------|--------------------|------------|-------------|--------------------|-------------------|-----------------|------------|------------------|-----------|--------|
| 310 | 0 | 0 | 0 | 1,251 | 1,990 | 62.86% | 813 | 283 | 10 | 1,106 |
| 312 | 0 | 0 | 0 | 1,453 | 2,064 | 70.40% | 1,006 | 296 | 15 | 1,317 |
| 320 | 0 | 0 | 0 | 715 | 1,179 | 60.64% | 447 | 189 | 5 | 641 |
| 321 | 0 | 0 | 0 | 797 | 1,327 | 60.06% | 533 | 185 | 4 | 722 |
| 322 | 0 | 0 | 1 | 83 | 95 | 87.37% | 61 | 20 | 1 | 82 |
| 323 | 0 | 0 | 0 | 1,772 | 2,430 | 72.92% | 1,195 | 417 | 11 | 1,623 |
| 324 | 1 | 0 | 12 | 59 | 125 | 47.20% | 33 | 12 | 2 | 47 |
| 326 | 0 | 0 | 5 | 35 | 59 | 59.32% | 13 | 17 | 0 | 30 |
| 336 | 0 | 0 | 0 | 1 | 6 | 16.67% | 1 | 0 | 0 | 1 |
| 353 | 0 | 2 | 93 | 929 | 1,466 | 63.37% | 460 | 372 | 2 | 834 |
| 355 | 0 | 0 | 2 | 37 | 60 | 61.67% | 17 | 18 | 0 | 35 |
| 362 | 0 | 0 | 56 | 588 | 915 | 64.26% | 338 | 189 | 5 | 532 |
| 363 | 2 | 2 | 221 | 2,050 | 3,295 | 62.22% | 1,073 | 741 | 13 | 1,827 |
| 364 | 0 | 0 | 103 | 1,151 | 1,795 | 64.12% | 573 | 468 | 7 | 1,048 |
| 370 | 0 | 0 | 97 | 1,375 | 1,786 | 76.99% | 933 | 341 | 4 | 1,278 |
| 678 | 0 | 0 | 130 | 1,295 | 2,099 | 61.70% | 678 | 472 | 15 | 1,165 |
| 691 | 0 | 0 | 214 | 2,484 | 3,679 | 67.52% | 1,223 | 1,039 | 8 | 2,270 |
| 694 | 0 | 0 | 65 | 750 | 1,220 | 61.48% | 376 | 305 | 4 | 685 |
| 696 | 0 | 0 | 132 | 1,402 | 2,177 | 64.40% | 754 | 501 | 15 | 1,270 |
| Totals | 3 | 2 | 417 | 15,227 | 27,707 | | 10,527 | 5,665 | 124 | 16,513 |

I certify that the votes recorded on this abstract correctly summarize the tally of votes cast at the election indicated.

| | |
|---|------------------|
|  | 11/24/2014 |
| Signature of County Clerk Bill Burgess | Date of Abstract |

Canvass Report — Total Voters — Official

Marion County, Oregon — Official November 4, 2014 General Election Results — November 04, 2014

Page 24 of 157

11/21/2014 10:24 AM

Total Number of Voters: 105,239 of 151,674 = 69.38%

Precincts Reporting 122 of 122 = 100.00%

State Representative, 22nd District

| Precinct | Blank Ballots Cast | Over Votes | Under Votes | Total Ballots Cast | Registered Voters | Percent Turnout | Thad Marney | Michael P Marsh | Betty Komp | Matt Geiger | Write-In: | Totals |
|----------------|--------------------|------------|-------------|--------------------|-------------------|-----------------|-------------|-----------------|--------------|--------------|-----------|---------------|
| 311 | 0 | 2 | 143 | 2,001 | 3,126 | 64.01% | 56 | 41 | 1,090 | 658 | 11 | 1,856 |
| 350 | 0 | 1 | 95 | 1,325 | 2,422 | 54.71% | 48 | 45 | 743 | 386 | 7 | 1,229 |
| 352 | 0 | 0 | 23 | 243 | 506 | 48.02% | 6 | 5 | 117 | 87 | 5 | 220 |
| 354 | 0 | 0 | 10 | 90 | 138 | 65.22% | 0 | 2 | 23 | 55 | 0 | 80 |
| 357 | 0 | 0 | 76 | 1,107 | 1,853 | 59.74% | 35 | 28 | 549 | 413 | 6 | 1,031 |
| 361 | 0 | 0 | 24 | 300 | 627 | 47.85% | 7 | 13 | 174 | 81 | 1 | 276 |
| 400 | 0 | 0 | 0 | 0 | 0 | 0.00% | 0 | 0 | 0 | 0 | 0 | 0 |
| 408 | 0 | 0 | 8 | 69 | 137 | 50.36% | 5 | 1 | 34 | 20 | 1 | 61 |
| 545 | 0 | 0 | 20 | 401 | 662 | 60.57% | 6 | 9 | 176 | 183 | 7 | 381 |
| 582 | 0 | 0 | 22 | 429 | 660 | 65.00% | 8 | 10 | 137 | 251 | 1 | 407 |
| 584 | 0 | 0 | 1 | 16 | 24 | 66.67% | 0 | 1 | 5 | 9 | 0 | 15 |
| 588 | 0 | 0 | 1 | 54 | 112 | 48.21% | 1 | 2 | 26 | 24 | 0 | 53 |
| 690 | 0 | 0 | 134 | 1,691 | 2,875 | 58.82% | 39 | 36 | 732 | 747 | 3 | 1,557 |
| 815 | 0 | 0 | 52 | 888 | 1,368 | 64.91% | 16 | 14 | 423 | 381 | 2 | 836 |
| 825 | 0 | 0 | 16 | 539 | 966 | 60.97% | 4 | 4 | 327 | 236 | 2 | 573 |
| 835 | 0 | 0 | 30 | 789 | 1,057 | 74.65% | 10 | 4 | 395 | 350 | 0 | 759 |
| 845 | 0 | 0 | 55 | 1,591 | 2,078 | 76.56% | 17 | 13 | 736 | 769 | 1 | 1,536 |
| 855 | 0 | 0 | 38 | 1,061 | 1,519 | 69.85% | 14 | 15 | 507 | 485 | 2 | 1,023 |
| 865 | 0 | 0 | 23 | 565 | 934 | 60.49% | 9 | 9 | 329 | 194 | 1 | 542 |
| Totals: | 0 | 3 | 774 | 13,209 | 21,064 | | 281 | 252 | 6,523 | 5,629 | 50 | 12,435 |

I certify that the votes recorded on this abstract correctly summarize the tally of votes cast at the election indicated.



11/24/2014

Signature of County Clerk
Bill Burgess

Date of Abstract

Canvass Report — Total Voters — Official

Marion County, Oregon — Official November 4, 2014 General Election Results — November 04, 2014

Page 25 of 157

11/21/2014 10:24 AM


Total Number of Voters: 105,239 of 151,674 = 69.38%

Precincts Reporting 122 of 122 = 100.00%

State Representative, 23rd District

| Precinct | Blank Ballots Cast | Over Votes | Under Votes | Total Ballots Cast | Registered Voters | Percent Turnout | Mike Neerman | Wanda Davis | Alex Polikoff | Mark Karnowski | Write-In: | Totals |
|----------------|--------------------|------------|-------------|--------------------|-------------------|-----------------|--------------|--------------|---------------|----------------|-----------|--------------|
| 725 | 1 | 0 | 79 | 944 | 1,431 | 65.97% | 518 | 283 | 29 | 33 | 2 | 865 |
| 788 | 0 | 0 | 111 | 1,430 | 1,880 | 76.06% | 800 | 410 | 57 | 30 | 22 | 1,319 |
| 789 | 0 | 1 | 104 | 1,477 | 1,995 | 74.04% | 856 | 415 | 41 | 40 | 20 | 1,372 |
| Totals: | 1 | 1 | 294 | 3,851 | 5,305 | | 2,174 | 1,108 | 127 | 103 | 44 | 3,556 |

I certify that the votes recorded on this abstract correctly summarize the tally of votes cast at the election indicated.

| | |
|--|------------------|
|  | 11/24/2014 |
| Signature of County Clerk Bill Burgess | Date of Abstract |

Canvass Report — Total Voters — Official

Marion County, Oregon — Official November 4, 2014 General Election Results — November 04, 2014

Page 26 of 157

11/21/2014 10:24 AM

Total Number of Voters: 105,239 of 151,674 = 69.38%

Precincts Reporting 122 of 122 = 100.00%

State Representative, 25th District

| Precinct | Blank Ballots Cast | Over Votes | Under Votes | Total Ballots Cast | Registered Voters | Percent Turnout | Bill Post | Josh Smith | Chuck Lee | Write-In: | Totals |
|---------------|--------------------|------------|-------------|--------------------|-------------------|-----------------|--------------|------------|--------------|-----------|---------------|
| 356 | 0 | 0 | 2 | 45 | 76 | 59.21% | 27 | 1 | 15 | 0 | 43 |
| 401 | 0 | 0 | 121 | 2,279 | 3,120 | 73.04% | 1,256 | 49 | 849 | 4 | 2,158 |
| 402 | 0 | 0 | 102 | 1,781 | 2,281 | 78.08% | 925 | 27 | 725 | 2 | 1,679 |
| 403 | 0 | 1 | 110 | 2,157 | 3,022 | 71.38% | 1,124 | 50 | 870 | 2 | 2,046 |
| 404 | 0 | 2 | 104 | 1,707 | 2,549 | 66.97% | 787 | 62 | 745 | 7 | 1,601 |
| 405 | 0 | 0 | 88 | 1,222 | 1,760 | 69.43% | 599 | 35 | 499 | 1 | 1,134 |
| 406 | 1 | 1 | 145 | 2,344 | 3,399 | 68.96% | 1,085 | 85 | 1,023 | 5 | 2,198 |
| 407 | 0 | 2 | 113 | 1,955 | 3,193 | 61.23% | 866 | 94 | 872 | 8 | 1,840 |
| 505 | 0 | 0 | 11 | 191 | 242 | 78.93% | 110 | 2 | 67 | 1 | 180 |
| 577 | 0 | 0 | 25 | 342 | 482 | 70.95% | 211 | 8 | 98 | 0 | 317 |
| 580 | 0 | 2 | 65 | 859 | 1,104 | 77.81% | 524 | 18 | 249 | 1 | 792 |
| 589 | 0 | 0 | 1 | 32 | 37 | 86.49% | 24 | 1 | 6 | 0 | 31 |
| Totals | 1 | 3 | 887 | 12,914 | 21,265 | | 7,533 | 252 | 6,015 | 31 | 14,019 |

I certify that the votes recorded on this abstract correctly summarize the tally of votes cast at the election indicated.

 11/24/2014

Signature of County Clerk
Bill Burgess

Date of Abstract

Canvass Report — Total Voters — Official

Marion County, Oregon — Official November 4, 2014 General Election Results — November 04, 2014

Page 27 of 157

11/21/2014 10:24 AM


Total Number of Voters: 105,239 of 151,674 = 69.38%

Precincts Reporting 122 of 122 = 100.00%

State Representative, 39th District

| Precinct | Blank Ballots Cast | Over Votes | Under Votes | Total Ballots Cast | Registered Voters | Percent Turnout | Bill Kenemer | Write-In: | Totals |
|----------------|--------------------|------------|-------------|--------------------|-------------------|-----------------|--------------|-----------|-----------|
| 578 | 0 | 0 | 9 | 33 | 45 | 73.33% | 23 | 1 | 24 |
| Totals: | 0 | 0 | 9 | 33 | 45 | | 23 | 1 | 24 |

I certify that the votes recorded on this abstract correctly summarize the tally of votes cast at the election indicated.

| | |
|---|------------------|
|  | 11/24/2014 |
| Signature of County Clerk Bill Burgess | Date of Abstract |

Canvass Report — Total Voters — Official

Marion County, Oregon — Official November 4, 2014 General Election Results — November 04, 2014

Page 28 of 157

11/21/2014 10:24 AM

Total Number of Voters: 105,239 of 151,674 = 69.38%

Precincts Reporting 122 of 122 = 100.00%

State Representative, 59th District

| Precinct | Blank Ballots Cast | Over Votes | Under Votes | Total Ballots Cast | Registered Voters | Percent Turnout | John F Huffman | Write-In: | Totals |
|---------------|--------------------|------------|-------------|--------------------|-------------------|-----------------|----------------|-----------|--------|
| | 0 | 0 | 0 | 0 | 0 | 0.00% | 0 | 0 | 0 |
| Totals | 0 | 0 | 0 | 0 | 0 | 0.00% | 0 | 0 | 0 |

I certify that the votes recorded on this abstract correctly summarize the tally of votes cast at the election indicated.



11/24/2014

Signature of County Clerk
Bill Burgess

Date of Abstract

Canvass Report — Total Voters — Official

Marion County, Oregon — Official November 4, 2014 General Election Results — November 04, 2014

Page 37 of 157

11/21/2014 10:24 AM

Total Number of Voters: 105,239 of 151,674 = 69.38%

Precincts Reporting 122 of 122 = 100.00%

Judge of the Circuit Court, 3rd District, Position 3

| Precinct | Blank Ballots Cast | Over Votes | Under Votes | Total Ballots Cast | Registered Voters | Percent Turnout | Cheryl Pellegrini | Write-In: | Totals |
|----------|--------------------|------------|-------------|--------------------|-------------------|-----------------|-------------------|-----------|--------|
| 310 | 0 | 1 | 532 | 1,251 | 1,990 | 62.86% | 698 | 20 | 718 |
| 311 | 0 | 0 | 765 | 2,001 | 3,126 | 64.01% | 1,194 | 42 | 1,236 |
| 312 | 0 | 0 | 579 | 1,453 | 2,064 | 70.40% | 848 | 26 | 874 |
| 320 | 0 | 0 | 260 | 715 | 1,179 | 60.64% | 442 | 13 | 455 |
| 321 | 0 | 0 | 261 | 797 | 1,327 | 60.06% | 519 | 17 | 536 |
| 322 | 0 | 0 | 33 | 83 | 95 | 87.37% | 50 | 0 | 50 |
| 323 | 0 | 1 | 725 | 1,772 | 2,430 | 72.92% | 1,022 | 24 | 1,046 |
| 324 | 1 | 0 | 22 | 59 | 125 | 47.20% | 36 | 1 | 37 |
| 325 | 0 | 3 | 491 | 1,245 | 1,946 | 63.98% | 740 | 11 | 751 |
| 326 | 0 | 0 | 16 | 35 | 59 | 59.32% | 18 | 1 | 19 |
| 330 | 0 | 0 | 681 | 1,651 | 2,239 | 73.74% | 945 | 25 | 970 |
| 331 | 0 | 0 | 266 | 622 | 887 | 70.12% | 350 | 6 | 356 |
| 332 | 1 | 0 | 137 | 416 | 812 | 51.23% | 277 | 2 | 279 |
| 333 | 0 | 0 | 244 | 677 | 1,048 | 64.60% | 422 | 11 | 433 |
| 334 | 0 | 0 | 39 | 126 | 221 | 57.01% | 86 | 1 | 87 |
| 335 | 0 | 0 | 0 | 0 | 0 | 0.00% | 0 | 0 | 0 |
| 336 | 0 | 0 | 0 | 1 | 6 | 16.67% | 1 | 0 | 1 |
| 337 | 0 | 0 | 1,136 | 2,803 | 3,888 | 72.09% | 1,637 | 30 | 1,667 |
| 340 | 0 | 0 | 674 | 1,700 | 2,354 | 72.22% | 1,011 | 15 | 1,026 |
| 341 | 0 | 0 | 713 | 1,779 | 2,372 | 75.00% | 1,051 | 15 | 1,066 |
| 342 | 0 | 0 | 0 | 2 | 6 | 33.33% | 2 | 0 | 2 |
| 343 | 0 | 1 | 932 | 2,288 | 3,154 | 72.54% | 1,327 | 28 | 1,355 |
| 344 | 0 | 0 | 1,080 | 2,677 | 3,862 | 69.32% | 1,569 | 28 | 1,597 |
| 350 | 0 | 1 | 462 | 1,325 | 2,422 | 54.71% | 837 | 25 | 862 |
| 351 | 0 | 0 | 97 | 295 | 496 | 59.48% | 195 | 3 | 198 |
| 352 | 0 | 0 | 83 | 243 | 506 | 48.02% | 157 | 3 | 160 |
| 353 | 0 | 0 | 343 | 929 | 1,466 | 63.37% | 577 | 9 | 586 |
| 354 | 0 | 0 | 28 | 90 | 138 | 65.22% | 62 | 0 | 62 |
| 355 | 0 | 0 | 17 | 37 | 60 | 61.67% | 20 | 0 | 20 |
| 356 | 0 | 0 | 14 | 45 | 76 | 59.21% | 31 | 0 | 31 |
| 357 | 0 | 0 | 419 | 1,107 | 1,853 | 59.74% | 669 | 19 | 688 |
| 361 | 0 | 0 | 79 | 300 | 627 | 47.85% | 220 | 1 | 221 |

Canvass Report — Total Voters — Official

Marion County, Oregon — Official November 4, 2014 General Election Results — November 04, 2014

Page 38 of 157

11/21/2014 10:24 AM

Total Number of Voters: 105,239 of 151,674 = 69.38%

Precincts Reporting 122 of 122 = 100.00%

Judge of the Circuit Court, 3rd District, Position 3

| Precinct | Blank Ballots Cast | Over Votes | Under Votes | Total Ballots Cast | Registered Voters | Percent Turnout | Cheryl Pellegrini | Write-In: | Totals |
|----------|--------------------|------------|-------------|--------------------|-------------------|-----------------|-------------------|-----------|--------|
| 362 | 0 | 0 | 223 | 588 | 915 | 64.26% | 361 | 4 | 365 |
| 363 | 2 | 0 | 729 | 2,050 | 3,295 | 62.22% | 1,298 | 23 | 1,321 |
| 364 | 0 | 0 | 409 | 1,151 | 1,795 | 64.12% | 721 | 21 | 742 |
| 365 | 0 | 0 | 0 | 0 | 0 | 0.00% | 0 | 0 | 0 |
| 370 | 0 | 0 | 532 | 1,375 | 1,786 | 76.99% | 833 | 10 | 843 |
| 371 | 0 | 0 | 1,072 | 2,565 | 3,335 | 76.91% | 1,468 | 25 | 1,493 |
| 372 | 0 | 0 | 280 | 718 | 990 | 72.53% | 422 | 16 | 438 |
| 373 | 0 | 0 | 769 | 1,909 | 2,551 | 74.83% | 1,111 | 29 | 1,140 |
| 374 | 0 | 0 | 403 | 1,013 | 1,469 | 68.96% | 601 | 9 | 610 |
| 375 | 0 | 0 | 561 | 1,528 | 2,230 | 68.52% | 950 | 17 | 967 |
| 400 | 0 | 0 | 0 | 0 | 0 | 0.00% | 0 | 0 | 0 |
| 401 | 0 | 0 | 945 | 2,279 | 3,120 | 73.04% | 1,312 | 22 | 1,334 |
| 402 | 0 | 0 | 716 | 1,781 | 2,281 | 78.08% | 1,036 | 29 | 1,065 |
| 403 | 0 | 0 | 826 | 2,157 | 3,022 | 71.38% | 1,314 | 17 | 1,331 |
| 404 | 0 | 0 | 609 | 1,707 | 2,549 | 66.97% | 1,081 | 17 | 1,098 |
| 405 | 0 | 0 | 435 | 1,222 | 1,760 | 69.43% | 774 | 13 | 787 |
| 406 | 1 | 0 | 927 | 2,344 | 3,399 | 68.96% | 1,401 | 16 | 1,417 |
| 407 | 0 | 0 | 663 | 1,955 | 3,193 | 61.23% | 1,257 | 35 | 1,292 |
| 408 | 0 | 0 | 19 | 69 | 137 | 50.36% | 50 | 0 | 50 |
| 505 | 0 | 0 | 66 | 191 | 242 | 78.93% | 125 | 0 | 125 |
| 515 | 0 | 0 | 130 | 345 | 491 | 70.26% | 214 | 1 | 215 |
| 525 | 0 | 0 | 205 | 503 | 666 | 75.53% | 291 | 7 | 298 |
| 535 | 0 | 0 | 299 | 761 | 1,142 | 66.64% | 451 | 11 | 462 |
| 545 | 0 | 0 | 157 | 401 | 662 | 60.57% | 237 | 7 | 244 |
| 555 | 0 | 0 | 415 | 1,077 | 1,526 | 70.58% | 651 | 11 | 662 |
| 577 | 0 | 0 | 148 | 342 | 482 | 70.95% | 192 | 2 | 194 |
| 578 | 0 | 0 | 13 | 33 | 45 | 73.33% | 20 | 0 | 20 |
| 579 | 0 | 0 | 65 | 145 | 183 | 79.23% | 79 | 1 | 80 |
| 580 | 0 | 2 | 352 | 859 | 1,104 | 77.81% | 497 | 8 | 505 |
| 581 | 0 | 0 | 848 | 2,022 | 2,783 | 72.66% | 1,153 | 21 | 1,174 |
| 582 | 0 | 0 | 184 | 429 | 660 | 65.00% | 238 | 7 | 245 |
| 583 | 0 | 0 | 303 | 673 | 951 | 70.77% | 360 | 10 | 370 |

Canvass Report — Total Voters — Official

Marion County, Oregon — Official November 4, 2014 General Election Results — November 04, 2014

Page 39 of 157

11/21/2014 10:24 AM

Total Number of Voters: 105,239 of 151,674 = 69.38%

Precincts Reporting 122 of 122 = 100.00%

Judge of the Circuit Court, 3rd District, Position 3

| Precinct | Blank Ballots Cast | Over Votes | Under Votes | Total Ballots Cast | Registered Voters | Percent Turnout | Cheryl Pellegrini | Write-In: | Totals |
|----------|--------------------|------------|-------------|--------------------|-------------------|-----------------|-------------------|-----------|--------|
| 584 | 0 | 0 | 0 | 16 | 24 | 66.67% | 10 | 0 | 10 |
| 586 | 0 | 0 | 193 | 433 | 547 | 79.16% | 232 | 8 | 240 |
| 587 | 0 | 0 | 49 | 97 | 123 | 78.86% | 46 | 2 | 48 |
| 588 | 0 | 0 | 13 | 54 | 112 | 48.21% | 40 | 1 | 41 |
| 589 | 0 | 0 | 16 | 32 | 37 | 86.49% | 15 | 1 | 16 |
| 590 | 0 | 0 | 243 | 545 | 689 | 79.10% | 297 | 5 | 302 |
| 615 | 0 | 0 | 72 | 143 | 188 | 76.06% | 69 | 2 | 71 |
| 625 | 0 | 0 | 600 | 1,551 | 2,050 | 75.66% | 935 | 16 | 951 |
| 635 | 0 | 0 | 940 | 2,414 | 3,053 | 79.07% | 1,451 | 23 | 1,474 |
| 645 | 0 | 0 | 485 | 1,162 | 1,576 | 73.73% | 665 | 12 | 677 |
| 655 | 1 | 0 | 1,042 | 2,678 | 3,861 | 69.36% | 1,609 | 27 | 1,636 |
| 674 | 0 | 1 | 257 | 572 | 759 | 75.36% | 309 | 5 | 314 |
| 676 | 1 | 1 | 420 | 791 | 1,020 | 77.55% | 364 | 6 | 370 |
| 677 | 0 | 0 | 108 | 253 | 354 | 71.47% | 139 | 6 | 145 |
| 678 | 0 | 0 | 471 | 1,295 | 2,099 | 61.70% | 804 | 20 | 824 |
| 679 | 0 | 0 | 333 | 763 | 984 | 77.54% | 423 | 7 | 430 |
| 680 | 0 | 0 | 148 | 296 | 396 | 74.75% | 146 | 2 | 148 |
| 681 | 0 | 0 | 366 | 827 | 1,063 | 77.80% | 453 | 8 | 461 |
| 682 | 0 | 0 | 882 | 1,987 | 2,712 | 73.27% | 1,091 | 14 | 1,105 |
| 683 | 0 | 0 | 94 | 218 | 298 | 73.15% | 124 | 0 | 124 |
| 684 | 0 | 0 | 231 | 512 | 672 | 76.19% | 280 | 1 | 281 |
| 686 | 0 | 0 | 74 | 134 | 173 | 77.46% | 59 | 1 | 60 |
| 687 | 0 | 0 | 29 | 78 | 111 | 70.27% | 49 | 0 | 49 |
| 688 | 0 | 0 | 100 | 197 | 266 | 74.06% | 95 | 2 | 97 |
| 689 | 0 | 0 | 8 | 11 | 14 | 78.57% | 3 | 0 | 3 |
| 690 | 0 | 0 | 639 | 1,691 | 2,875 | 58.82% | 1,032 | 20 | 1,052 |
| 691 | 0 | 0 | 958 | 2,464 | 3,679 | 67.52% | 1,498 | 28 | 1,526 |
| 692 | 0 | 0 | 18 | 39 | 49 | 79.59% | 21 | 0 | 21 |
| 694 | 0 | 0 | 247 | 750 | 1,220 | 61.48% | 494 | 9 | 503 |
| 696 | 0 | 0 | 451 | 1,402 | 2,177 | 64.40% | 934 | 17 | 951 |
| 697 | 0 | 0 | 441 | 1,276 | 2,177 | 58.61% | 822 | 13 | 835 |
| 698 | 1 | 1 | 340 | 749 | 990 | 75.66% | 398 | 10 | 408 |

Canvass Report — Total Voters — Official Marion County, Oregon — Official November 4, 2014 General Election Results — November 04, 2014 Page 40 of 157


11/21/2014 10:24 AM
 Precincts Reporting 122 of 122 = 100.00%

Total Number of Voters: 105,239 of 151,674 = 69.38%

Judge of the Circuit Court, 3rd District, Position 3

| Precinct | Blank Ballots Cast | Over Votes | Under Votes | Total Ballots Cast | Registered Voters | Percent Turnout | Cheryl Pellegrini | Write-In: | Totals |
|----------|--------------------|------------|-------------|--------------------|-------------------|-----------------|-------------------|-----------|--------|
| 705 | 0 | 0 | 282 | 791 | 1,106 | 71.52% | 503 | 6 | 509 |
| 715 | 0 | 0 | 400 | 1,098 | 1,677 | 65.47% | 686 | 12 | 698 |
| 725 | 1 | 0 | 357 | 944 | 1,431 | 65.97% | 576 | 11 | 587 |
| 779 | 0 | 0 | 303 | 668 | 872 | 76.61% | 364 | 1 | 365 |
| 780 | 0 | 0 | 355 | 848 | 1,081 | 78.45% | 468 | 25 | 493 |
| 781 | 0 | 0 | 195 | 478 | 621 | 76.97% | 275 | 8 | 283 |
| 782 | 0 | 0 | 106 | 271 | 336 | 80.65% | 158 | 7 | 165 |
| 783 | 0 | 0 | 193 | 428 | 552 | 77.54% | 231 | 4 | 235 |
| 784 | 0 | 0 | 59 | 139 | 199 | 69.85% | 77 | 3 | 80 |
| 786 | 0 | 0 | 175 | 420 | 578 | 72.66% | 244 | 1 | 245 |
| 787 | 0 | 0 | 835 | 1,823 | 2,416 | 75.46% | 967 | 21 | 988 |
| 788 | 0 | 0 | 611 | 1,430 | 1,880 | 76.06% | 798 | 21 | 819 |
| 789 | 0 | 0 | 643 | 1,477 | 1,995 | 74.04% | 819 | 15 | 834 |
| 790 | 1 | 0 | 71 | 162 | 233 | 69.53% | 90 | 1 | 91 |
| 815 | 0 | 0 | 331 | 888 | 1,368 | 64.91% | 552 | 5 | 557 |
| 825 | 0 | 1 | 210 | 589 | 966 | 60.97% | 368 | 10 | 378 |
| 835 | 0 | 0 | 329 | 789 | 1,057 | 74.65% | 458 | 2 | 460 |
| 845 | 0 | 0 | 621 | 1,591 | 2,078 | 76.56% | 966 | 4 | 970 |
| 855 | 0 | 2 | 388 | 1,061 | 1,519 | 69.85% | 657 | 14 | 671 |
| 865 | 0 | 0 | 191 | 565 | 934 | 60.49% | 368 | 6 | 374 |
| 905 | 0 | 0 | 35 | 91 | 129 | 70.54% | 56 | 0 | 56 |
| 915 | 0 | 0 | 74 | 162 | 222 | 72.97% | 88 | 0 | 88 |
| 925 | 0 | 0 | 38 | 102 | 128 | 79.69% | 63 | 1 | 64 |
| 935 | 0 | 0 | 10 | 25 | 32 | 78.13% | 15 | 0 | 15 |
| 981 | 0 | 0 | 107 | 233 | 318 | 73.27% | 124 | 2 | 126 |
| 982 | 0 | 0 | 0 | 0 | 0 | 0.00% | 0 | 0 | 0 |
| Totals: | 10 | 15 | 4,162 | 105,239 | 151,674 | | 62,839 | 12,111 | 63,600 |

I certify that the votes recorded on this abstract correctly summarize the tally of votes cast at the election indicated.

Signature of County Clerk  Date of Abstract 11/24/2014

Bill Burgess

Canvass Report — Total Voters — Official

Marion County, Oregon — Official November 4, 2014 General Election Results — November 04, 2014

11/21/2014 10:24 AM

Page 117 of 157

Total Number of Voters: 105,239 of 151,674 = 69.38%

Precincts Reporting 122 of 122 = 100.00%

86- Amends Constitution: Creates fund for post-secondary education

| Precinct | Blank Ballots Cast | Over Votes | Under Votes | Total Ballots Cast | Registered Voters | Percent Turnout | Yes | No | Totals |
|----------|--------------------|------------|-------------|--------------------|-------------------|-----------------|-------|-------|--------|
| 310 | 0 | 0 | 109 | 1,251 | 1,990 | 62.86% | 660 | 482 | 1,142 |
| 311 | 0 | 0 | 145 | 2,001 | 3,126 | 64.01% | 921 | 935 | 1,856 |
| 312 | 0 | 0 | 100 | 1,453 | 2,064 | 70.40% | 774 | 579 | 1,353 |
| 320 | 0 | 0 | 62 | 715 | 1,179 | 60.64% | 354 | 299 | 653 |
| 321 | 0 | 0 | 45 | 797 | 1,327 | 60.06% | 431 | 321 | 752 |
| 322 | 0 | 0 | 4 | 83 | 95 | 87.37% | 46 | 33 | 79 |
| 323 | 0 | 0 | 119 | 1,772 | 2,430 | 72.92% | 903 | 750 | 1,653 |
| 324 | 1 | 0 | 4 | 59 | 125 | 47.20% | 31 | 24 | 55 |
| 325 | 0 | 0 | 99 | 1,245 | 1,946 | 63.98% | 555 | 591 | 1,146 |
| 326 | 0 | 0 | 3 | 35 | 59 | 59.32% | 13 | 19 | 32 |
| 330 | 0 | 0 | 124 | 1,651 | 2,239 | 73.74% | 661 | 866 | 1,527 |
| 331 | 0 | 0 | 47 | 622 | 887 | 70.12% | 232 | 343 | 575 |
| 332 | 1 | 0 | 23 | 416 | 812 | 51.23% | 180 | 213 | 393 |
| 333 | 0 | 0 | 46 | 677 | 1,048 | 64.60% | 216 | 415 | 631 |
| 334 | 0 | 0 | 7 | 126 | 221 | 57.01% | 52 | 67 | 119 |
| 335 | 0 | 0 | 0 | 0 | 0 | 0.00% | 0 | 0 | 0 |
| 336 | 0 | 0 | 0 | 1 | 6 | 16.67% | 1 | 0 | 1 |
| 337 | 0 | 0 | 176 | 2,803 | 3,888 | 72.09% | 1,113 | 1,514 | 2,627 |
| 340 | 0 | 1 | 114 | 1,700 | 2,354 | 72.22% | 593 | 992 | 1,585 |
| 341 | 0 | 0 | 88 | 1,779 | 2,372 | 75.00% | 631 | 1,050 | 1,681 |
| 342 | 0 | 0 | 0 | 2 | 6 | 33.33% | 1 | 1 | 2 |
| 343 | 0 | 0 | 149 | 2,288 | 3,154 | 72.54% | 731 | 1,408 | 2,139 |
| 344 | 0 | 1 | 180 | 2,677 | 3,862 | 69.32% | 991 | 1,505 | 2,496 |
| 350 | 0 | 0 | 97 | 1,325 | 2,422 | 54.71% | 674 | 554 | 1,228 |
| 351 | 0 | 0 | 14 | 295 | 496 | 59.48% | 120 | 161 | 281 |
| 352 | 0 | 0 | 28 | 243 | 506 | 48.02% | 111 | 104 | 215 |
| 353 | 0 | 0 | 69 | 929 | 1,466 | 63.37% | 319 | 541 | 860 |
| 354 | 0 | 0 | 7 | 90 | 138 | 65.22% | 28 | 55 | 83 |
| 355 | 0 | 0 | 0 | 37 | 60 | 61.67% | 14 | 23 | 37 |
| 356 | 0 | 0 | 1 | 45 | 76 | 59.21% | 13 | 31 | 44 |
| 357 | 0 | 0 | 72 | 1,107 | 1,853 | 59.74% | 495 | 540 | 1,035 |
| 361 | 0 | 0 | 23 | 300 | 627 | 47.85% | 178 | 99 | 277 |

Canvass Report — Total Voters — Official

Marion County, Oregon — Official November 4, 2014 General Election Results — November 04, 2014

11/21/2014 10:24 AM

Page 118 of 157

Total Number of Voters: 105,239 of 151,674 = 69.38%

Precincts Reporting 122 of 122 = 100.00%

86- Amends Constitution: Creates fund for post-secondary education

| Precinct | Blank Ballots Cast | Over Votes | Under Votes | Total Ballots Cast | Registered Voters | Percent Turnout | Yes | No | Totals |
|----------|--------------------|------------|-------------|--------------------|-------------------|-----------------|-----|-------|--------|
| 362 | 0 | 0 | 45 | 588 | 915 | 64.26% | 247 | 296 | 543 |
| 363 | 2 | 0 | 147 | 2,050 | 3,295 | 62.22% | 772 | 1,131 | 1,903 |
| 364 | 0 | 0 | 72 | 1,151 | 1,795 | 64.12% | 411 | 668 | 1,079 |
| 365 | 0 | 0 | 0 | 0 | 0 | 0.00% | 0 | 0 | 0 |
| 370 | 0 | 1 | 79 | 1,375 | 1,786 | 76.99% | 735 | 560 | 1,295 |
| 371 | 0 | 2 | 183 | 2,565 | 3,335 | 76.91% | 992 | 1,388 | 2,380 |
| 372 | 0 | 0 | 45 | 718 | 990 | 72.53% | 318 | 355 | 673 |
| 373 | 0 | 1 | 111 | 1,909 | 2,551 | 74.83% | 723 | 1,074 | 1,797 |
| 374 | 0 | 0 | 63 | 1,013 | 1,469 | 68.96% | 398 | 552 | 950 |
| 375 | 0 | 0 | 97 | 1,528 | 2,230 | 68.52% | 606 | 825 | 1,431 |
| 400 | 0 | 0 | 0 | 0 | 0 | 0.00% | 0 | 0 | 0 |
| 401 | 0 | 0 | 107 | 2,279 | 3,120 | 73.04% | 675 | 1,497 | 2,172 |
| 402 | 0 | 0 | 72 | 1,781 | 2,281 | 78.08% | 563 | 1,146 | 1,709 |
| 403 | 0 | 0 | 103 | 2,157 | 3,022 | 71.36% | 670 | 1,384 | 2,054 |
| 404 | 0 | 0 | 84 | 1,707 | 2,549 | 66.97% | 594 | 1,029 | 1,623 |
| 405 | 0 | 0 | 59 | 1,222 | 1,760 | 69.43% | 414 | 749 | 1,163 |
| 406 | 1 | 1 | 114 | 2,344 | 3,399 | 68.96% | 784 | 1,445 | 2,229 |
| 407 | 0 | 0 | 63 | 1,955 | 3,193 | 61.23% | 749 | 1,143 | 1,892 |
| 408 | 0 | 0 | 5 | 69 | 137 | 50.36% | 41 | 23 | 64 |
| 505 | 0 | 0 | 17 | 191 | 242 | 78.93% | 48 | 126 | 174 |
| 515 | 0 | 0 | 20 | 345 | 491 | 70.26% | 99 | 226 | 325 |
| 525 | 0 | 1 | 17 | 503 | 666 | 75.53% | 159 | 326 | 485 |
| 535 | 0 | 0 | 38 | 761 | 1,142 | 66.64% | 250 | 473 | 723 |
| 545 | 0 | 0 | 13 | 401 | 662 | 60.57% | 169 | 219 | 388 |
| 555 | 0 | 1 | 73 | 1,077 | 1,526 | 70.58% | 337 | 666 | 1,003 |
| 577 | 0 | 0 | 13 | 342 | 482 | 70.95% | 74 | 255 | 329 |
| 578 | 0 | 0 | 2 | 33 | 45 | 73.33% | 5 | 26 | 31 |
| 579 | 0 | 0 | 3 | 145 | 183 | 79.23% | 33 | 109 | 142 |
| 580 | 0 | 0 | 36 | 859 | 1,104 | 77.81% | 229 | 594 | 823 |
| 581 | 0 | 0 | 73 | 2,022 | 2,783 | 72.86% | 531 | 1,418 | 1,949 |
| 582 | 0 | 0 | 17 | 429 | 660 | 65.00% | 122 | 290 | 412 |
| 583 | 0 | 0 | 25 | 673 | 951 | 70.77% | 154 | 494 | 648 |

Canvass Report — Total Voters — Official

Marion County, Oregon — Official November 4, 2014 General Election Results — November 04, 2014

11/21/2014 10:24 AM

Page 119 of 157

Total Number of Voters: 105,239 of 151,674 = 69.38%

Precincts Reporting 122 of 122 = 100.00%

86- Amends Constitution: Creates fund for post-secondary education

| Precinct | Blank Ballots Cast | Over Votes | Under Votes | Total Ballots Cast | Registered Voters | Percent Turnout | Yes | No | Totals |
|----------|--------------------|------------|-------------|--------------------|-------------------|-----------------|-----|-------|--------|
| 584 | 0 | 0 | 1 | 16 | 24 | 66.67% | 4 | 11 | 15 |
| 586 | 0 | 0 | 13 | 433 | 547 | 79.16% | 115 | 305 | 420 |
| 587 | 0 | 0 | 3 | 97 | 123 | 78.86% | 21 | 73 | 94 |
| 588 | 0 | 0 | 2 | 54 | 112 | 48.21% | 28 | 24 | 52 |
| 589 | 0 | 0 | 0 | 32 | 37 | 86.49% | 6 | 26 | 32 |
| 590 | 0 | 0 | 30 | 545 | 689 | 79.10% | 128 | 387 | 515 |
| 615 | 0 | 0 | 5 | 143 | 188 | 76.06% | 36 | 102 | 138 |
| 625 | 0 | 0 | 88 | 1,551 | 2,050 | 75.66% | 551 | 912 | 1,463 |
| 635 | 0 | 2 | 140 | 2,414 | 3,053 | 79.07% | 894 | 1,378 | 2,272 |
| 645 | 0 | 0 | 70 | 1,162 | 1,576 | 73.73% | 296 | 796 | 1,092 |
| 655 | 1 | 0 | 128 | 2,678 | 3,861 | 69.36% | 816 | 1,734 | 2,550 |
| 674 | 0 | 0 | 23 | 572 | 759 | 75.36% | 156 | 393 | 549 |
| 676 | 1 | 0 | 34 | 791 | 1,020 | 77.55% | 179 | 578 | 757 |
| 677 | 0 | 0 | 14 | 253 | 354 | 71.47% | 72 | 167 | 239 |
| 678 | 0 | 0 | 64 | 1,295 | 2,099 | 61.70% | 434 | 797 | 1,231 |
| 679 | 0 | 1 | 32 | 763 | 984 | 77.54% | 188 | 542 | 730 |
| 680 | 0 | 0 | 15 | 296 | 396 | 74.75% | 59 | 222 | 281 |
| 681 | 0 | 0 | 39 | 827 | 1,063 | 77.80% | 228 | 560 | 788 |
| 682 | 0 | 0 | 108 | 1,987 | 2,712 | 73.27% | 486 | 1,393 | 1,879 |
| 683 | 0 | 0 | 7 | 218 | 298 | 73.15% | 45 | 166 | 211 |
| 684 | 0 | 0 | 17 | 512 | 672 | 76.19% | 138 | 357 | 495 |
| 686 | 0 | 0 | 9 | 134 | 173 | 77.46% | 20 | 105 | 125 |
| 687 | 0 | 0 | 4 | 78 | 111 | 70.27% | 21 | 53 | 74 |
| 688 | 0 | 0 | 13 | 197 | 266 | 74.06% | 28 | 156 | 184 |
| 689 | 0 | 0 | 0 | 11 | 14 | 78.57% | 2 | 9 | 11 |
| 690 | 0 | 0 | 89 | 1,691 | 2,875 | 58.82% | 673 | 929 | 1,602 |
| 691 | 0 | 1 | 137 | 2,484 | 3,679 | 67.52% | 813 | 1,533 | 2,346 |
| 692 | 0 | 0 | 4 | 39 | 49 | 79.59% | 9 | 26 | 35 |
| 694 | 0 | 0 | 39 | 750 | 1,220 | 61.48% | 303 | 408 | 711 |
| 696 | 0 | 0 | 63 | 1,402 | 2,177 | 64.40% | 530 | 809 | 1,339 |
| 697 | 0 | 0 | 60 | 1,276 | 2,177 | 58.61% | 498 | 718 | 1,216 |
| 698 | 1 | 0 | 35 | 749 | 990 | 75.66% | 204 | 510 | 714 |

Canvass Report — Total Voters — Official

Marion County, Oregon — Official November 4, 2014 General Election Results — November 04, 2014

Page 120 of 157

11/21/2014 10:24 AM


Total Number of Voters: 105,239 of 151,674 = 69.38%

Precincts Reporting 122 of 122 = 100.00%

86- Amends Constitution: Creates fund for post-secondary education

| Precinct | Blank Ballots Cast | Over Votes | Under Votes | Total Ballots Cast | Registered Voters | Percent Turnout | Yes | No | Totals |
|----------|--------------------|------------|-------------|--------------------|-------------------|-----------------|--------|--------|--------|
| 705 | 0 | 0 | 42 | 791 | 1,106 | 71.52% | 196 | 553 | 749 |
| 715 | 0 | 1 | 53 | 1,098 | 1,677 | 65.47% | 329 | 715 | 1,044 |
| 725 | 1 | 0 | 50 | 944 | 1,431 | 65.97% | 244 | 650 | 894 |
| 779 | 0 | 0 | 35 | 668 | 872 | 76.61% | 205 | 428 | 633 |
| 780 | 0 | 0 | 31 | 848 | 1,081 | 78.45% | 274 | 543 | 817 |
| 781 | 0 | 0 | 22 | 478 | 621 | 76.97% | 170 | 286 | 456 |
| 782 | 0 | 0 | 9 | 271 | 336 | 80.65% | 89 | 173 | 262 |
| 783 | 0 | 0 | 20 | 428 | 552 | 77.54% | 97 | 311 | 408 |
| 784 | 0 | 0 | 2 | 139 | 199 | 69.85% | 46 | 91 | 137 |
| 786 | 0 | 0 | 14 | 420 | 578 | 72.66% | 95 | 311 | 406 |
| 787 | 0 | 1 | 94 | 1,823 | 2,416 | 75.46% | 454 | 1,274 | 1,728 |
| 788 | 0 | 0 | 59 | 1,430 | 1,880 | 76.06% | 361 | 1,010 | 1,371 |
| 789 | 0 | 0 | 59 | 1,477 | 1,995 | 74.04% | 392 | 1,026 | 1,418 |
| 790 | 1 | 0 | 6 | 162 | 233 | 69.53% | 39 | 117 | 156 |
| 815 | 0 | 1 | 61 | 888 | 1,368 | 64.91% | 371 | 455 | 826 |
| 825 | 0 | 0 | 27 | 589 | 966 | 60.97% | 264 | 298 | 562 |
| 835 | 0 | 0 | 50 | 789 | 1,057 | 74.65% | 303 | 436 | 739 |
| 845 | 0 | 0 | 101 | 1,591 | 2,078 | 76.56% | 492 | 998 | 1,490 |
| 855 | 0 | 1 | 49 | 1,061 | 1,519 | 69.85% | 424 | 587 | 1,011 |
| 865 | 0 | 0 | 22 | 565 | 934 | 60.49% | 282 | 261 | 543 |
| 905 | 0 | 0 | 6 | 91 | 129 | 70.54% | 30 | 55 | 85 |
| 915 | 0 | 0 | 11 | 162 | 222 | 72.97% | 37 | 114 | 151 |
| 925 | 0 | 0 | 4 | 102 | 128 | 79.69% | 28 | 70 | 98 |
| 935 | 0 | 0 | 5 | 25 | 32 | 78.13% | 6 | 14 | 20 |
| 981 | 0 | 0 | 11 | 233 | 318 | 73.27% | 80 | 142 | 222 |
| 982 | 0 | 0 | 0 | 0 | 0 | 0.00% | 0 | 0 | 0 |
| Totals: | 10 | 17 | 5,890 | 105,239 | 151,674 | | 37,235 | 62,039 | 99,332 |

I certify that the votes recorded on this abstract correctly summarize the tally of votes cast at the election indicated.

Signature of County Clerk  Bill Burgess

Date of Abstract 11/21/2014

Canvass Report — Total Voters — Official

Marion County, Oregon — Official November 4, 2014 General Election Results — November 04, 2014

Page 121 of 157

11/21/2014 10:24 AM

Total Number of Voters: 105,239 of 151,674 = 69.38%

Precincts Reporting 122 of 122 = 100.00%

87 - Amends Constitution: Permits employment of state judges by National Guard and other

| Precinct | Blank Ballots Cast | Over Votes | Under Votes | Total Ballots Cast | Registered Voters | Percent Turnout | Yes | No | Totals |
|----------|--------------------|------------|-------------|--------------------|-------------------|-----------------|-------|-------|--------|
| 310 | 0 | 0 | 135 | 1,251 | 1,990 | 62.86% | 708 | 408 | 1,116 |
| 311 | 0 | 0 | 139 | 2,001 | 3,126 | 64.01% | 1,108 | 754 | 1,862 |
| 312 | 0 | 0 | 115 | 1,453 | 2,064 | 70.40% | 857 | 481 | 1,338 |
| 320 | 0 | 1 | 48 | 715 | 1,179 | 60.64% | 379 | 287 | 666 |
| 321 | 0 | 0 | 42 | 797 | 1,327 | 60.06% | 439 | 316 | 755 |
| 322 | 0 | 0 | 4 | 83 | 95 | 87.37% | 42 | 37 | 79 |
| 323 | 0 | 1 | 131 | 1,772 | 2,430 | 72.92% | 1,019 | 621 | 1,640 |
| 324 | 1 | 0 | 5 | 59 | 125 | 47.20% | 29 | 25 | 54 |
| 325 | 0 | 0 | 80 | 1,245 | 1,946 | 63.98% | 638 | 527 | 1,165 |
| 326 | 0 | 0 | 5 | 35 | 59 | 59.32% | 16 | 14 | 30 |
| 330 | 0 | 0 | 143 | 1,651 | 2,239 | 73.74% | 889 | 619 | 1,508 |
| 331 | 0 | 0 | 45 | 622 | 887 | 70.12% | 319 | 258 | 577 |
| 332 | 1 | 0 | 26 | 416 | 812 | 51.23% | 232 | 158 | 390 |
| 333 | 0 | 0 | 46 | 677 | 1,048 | 64.60% | 296 | 335 | 631 |
| 334 | 0 | 0 | 13 | 126 | 221 | 57.01% | 61 | 52 | 113 |
| 335 | 0 | 0 | 0 | 0 | 0 | 0.00% | 0 | 0 | 0 |
| 336 | 0 | 0 | 0 | 1 | 6 | 16.67% | 1 | 0 | 1 |
| 337 | 0 | 0 | 198 | 2,803 | 3,888 | 72.09% | 1,498 | 1,107 | 2,605 |
| 340 | 0 | 1 | 112 | 1,700 | 2,354 | 72.22% | 939 | 648 | 1,587 |
| 341 | 0 | 0 | 102 | 1,779 | 2,372 | 75.00% | 989 | 688 | 1,677 |
| 342 | 0 | 0 | 0 | 2 | 6 | 33.33% | 2 | 0 | 2 |
| 343 | 0 | 0 | 140 | 2,288 | 3,154 | 72.54% | 1,179 | 969 | 2,148 |
| 344 | 0 | 0 | 168 | 2,677 | 3,862 | 69.32% | 1,427 | 1,082 | 2,509 |
| 350 | 0 | 0 | 101 | 1,325 | 2,422 | 54.71% | 689 | 535 | 1,224 |
| 351 | 0 | 0 | 23 | 295 | 496 | 59.48% | 151 | 121 | 272 |
| 352 | 0 | 0 | 21 | 243 | 506 | 48.02% | 121 | 101 | 222 |
| 353 | 0 | 0 | 72 | 929 | 1,466 | 63.37% | 428 | 429 | 857 |
| 354 | 0 | 0 | 11 | 90 | 138 | 65.22% | 40 | 39 | 79 |
| 355 | 0 | 0 | 2 | 37 | 60 | 61.67% | 22 | 13 | 35 |
| 356 | 0 | 0 | 2 | 45 | 76 | 59.21% | 29 | 14 | 43 |
| 357 | 0 | 1 | 59 | 1,107 | 1,853 | 59.74% | 560 | 487 | 1,047 |
| 361 | 0 | 0 | 16 | 300 | 627 | 47.85% | 175 | 109 | 284 |

Canvass Report — Total Voters — Official

Marion County, Oregon — Official November 4, 2014 General Election Results — November 04, 2014

11/21/2014 10:24 AM

Page 122 of 157

Total Number of Voters: 105,239 of 151,674 = 69.38%

Precincts Reporting 122 of 122 = 100.00%

87 - Amends Constitution: Permits employment of state judges by National Guard and other

| Precinct | Blank Ballots Cast | Over Votes | Under Votes | Total Ballots Cast | Registered Voters | Percent Turnout | Yes | No | Totals |
|----------|--------------------|------------|-------------|--------------------|-------------------|-----------------|-------|-------|--------|
| 362 | 0 | 0 | 37 | 588 | 915 | 64.26% | 315 | 236 | 551 |
| 363 | 2 | 0 | 146 | 2,050 | 3,295 | 62.22% | 1,013 | 891 | 1,904 |
| 364 | 0 | 0 | 58 | 1,151 | 1,795 | 64.12% | 578 | 515 | 1,093 |
| 365 | 0 | 0 | 0 | 0 | 0 | 0.00% | 0 | 0 | 0 |
| 370 | 0 | 0 | 104 | 1,375 | 1,786 | 76.99% | 859 | 412 | 1,271 |
| 371 | 0 | 1 | 187 | 2,565 | 3,335 | 76.91% | 1,423 | 954 | 2,377 |
| 372 | 0 | 0 | 61 | 718 | 990 | 72.53% | 429 | 228 | 657 |
| 373 | 0 | 0 | 140 | 1,909 | 2,551 | 74.83% | 1,031 | 738 | 1,769 |
| 374 | 0 | 0 | 70 | 1,013 | 1,469 | 68.96% | 527 | 416 | 943 |
| 375 | 0 | 0 | 101 | 1,528 | 2,230 | 68.52% | 820 | 607 | 1,427 |
| 400 | 0 | 0 | 0 | 0 | 0 | 0.00% | 0 | 0 | 0 |
| 401 | 0 | 0 | 128 | 2,279 | 3,120 | 73.04% | 1,177 | 974 | 2,151 |
| 402 | 0 | 1 | 99 | 1,781 | 2,281 | 78.08% | 926 | 755 | 1,681 |
| 403 | 0 | 0 | 112 | 2,157 | 3,022 | 71.38% | 1,123 | 922 | 2,045 |
| 404 | 0 | 0 | 95 | 1,707 | 2,549 | 66.97% | 835 | 777 | 1,612 |
| 405 | 0 | 0 | 78 | 1,222 | 1,760 | 69.43% | 620 | 524 | 1,144 |
| 406 | 1 | 0 | 137 | 2,344 | 3,399 | 68.96% | 1,200 | 1,007 | 2,207 |
| 407 | 0 | 0 | 100 | 1,955 | 3,193 | 61.23% | 991 | 864 | 1,855 |
| 408 | 0 | 0 | 6 | 69 | 137 | 50.36% | 40 | 23 | 63 |
| 505 | 0 | 0 | 23 | 191 | 242 | 78.93% | 72 | 96 | 168 |
| 515 | 0 | 0 | 13 | 345 | 491 | 70.26% | 167 | 165 | 332 |
| 525 | 0 | 0 | 24 | 503 | 666 | 75.53% | 247 | 232 | 479 |
| 535 | 0 | 0 | 50 | 761 | 1,142 | 66.64% | 376 | 335 | 711 |
| 545 | 0 | 0 | 12 | 401 | 662 | 60.57% | 205 | 184 | 389 |
| 555 | 0 | 1 | 83 | 1,077 | 1,526 | 70.58% | 523 | 470 | 993 |
| 577 | 0 | 0 | 19 | 342 | 482 | 70.95% | 169 | 154 | 323 |
| 578 | 0 | 0 | 2 | 33 | 45 | 73.33% | 17 | 14 | 31 |
| 579 | 0 | 0 | 6 | 145 | 183 | 79.23% | 65 | 74 | 139 |
| 580 | 0 | 0 | 44 | 859 | 1,104 | 77.81% | 389 | 426 | 815 |
| 581 | 0 | 0 | 104 | 2,022 | 2,783 | 72.66% | 934 | 984 | 1,918 |
| 582 | 0 | 0 | 21 | 429 | 660 | 65.00% | 188 | 220 | 408 |
| 583 | 0 | 0 | 36 | 673 | 951 | 70.77% | 274 | 363 | 637 |

Canvass Report — Total Voters — Official

Marion County, Oregon — Official November 4, 2014 General Election Results — November 04, 2014

11/21/2014 10:24 AM

Page 123 of 157

Total Number of Voters: 105,239 of 151,674 = 69.38%

Precincts Reporting 122 of 122 = 100.00%

87- Amends Constitution: Permits employment of state judges by National Guard and other

| Precinct | Blank Ballots Cast | Over Votes | Under Votes | Total Ballots Cast | Registered Voters | Percent Turnout | Yes | No | Totals |
|----------|--------------------|------------|-------------|--------------------|-------------------|-----------------|-------|-------|--------|
| 584 | 0 | 0 | 2 | 16 | 24 | 66.67% | 8 | 6 | 14 |
| 586 | 0 | 0 | 19 | 433 | 547 | 79.16% | 187 | 227 | 414 |
| 587 | 0 | 0 | 3 | 97 | 123 | 78.86% | 44 | 50 | 94 |
| 588 | 0 | 0 | 2 | 54 | 112 | 48.21% | 24 | 28 | 52 |
| 589 | 0 | 0 | 0 | 32 | 37 | 86.49% | 18 | 14 | 32 |
| 590 | 0 | 0 | 38 | 545 | 689 | 79.10% | 236 | 271 | 507 |
| 615 | 0 | 0 | 12 | 143 | 188 | 76.06% | 56 | 75 | 131 |
| 625 | 0 | 0 | 110 | 1,551 | 2,050 | 75.66% | 722 | 719 | 1,441 |
| 635 | 0 | 1 | 167 | 2,414 | 3,053 | 79.07% | 1,286 | 960 | 2,246 |
| 645 | 0 | 0 | 68 | 1,162 | 1,576 | 73.73% | 569 | 525 | 1,094 |
| 655 | 1 | 0 | 146 | 2,678 | 3,861 | 69.36% | 1,326 | 1,206 | 2,532 |
| 674 | 0 | 0 | 37 | 572 | 759 | 75.36% | 247 | 288 | 535 |
| 676 | 1 | 0 | 44 | 791 | 1,020 | 77.55% | 332 | 415 | 747 |
| 677 | 0 | 0 | 17 | 253 | 354 | 71.47% | 125 | 111 | 236 |
| 678 | 0 | 0 | 75 | 1,295 | 2,099 | 61.70% | 604 | 616 | 1,220 |
| 679 | 0 | 0 | 31 | 763 | 984 | 77.54% | 349 | 383 | 732 |
| 680 | 0 | 0 | 25 | 296 | 396 | 74.75% | 141 | 130 | 271 |
| 681 | 0 | 0 | 52 | 827 | 1,063 | 77.80% | 337 | 438 | 775 |
| 682 | 0 | 0 | 123 | 1,987 | 2,712 | 73.27% | 958 | 906 | 1,864 |
| 683 | 0 | 0 | 14 | 218 | 298 | 73.15% | 83 | 121 | 204 |
| 684 | 0 | 0 | 24 | 512 | 672 | 76.19% | 222 | 266 | 488 |
| 686 | 0 | 0 | 8 | 134 | 173 | 77.46% | 70 | 56 | 126 |
| 687 | 0 | 0 | 5 | 78 | 111 | 70.27% | 34 | 39 | 73 |
| 688 | 0 | 1 | 13 | 197 | 266 | 74.06% | 78 | 105 | 183 |
| 689 | 0 | 0 | 2 | 11 | 14 | 78.57% | 5 | 4 | 9 |
| 690 | 0 | 0 | 109 | 1,691 | 2,875 | 58.82% | 817 | 765 | 1,582 |
| 691 | 0 | 0 | 165 | 2,484 | 3,679 | 67.52% | 1,148 | 1,171 | 2,319 |
| 692 | 0 | 0 | 3 | 39 | 49 | 79.59% | 18 | 18 | 36 |
| 694 | 0 | 0 | 35 | 750 | 1,220 | 61.48% | 388 | 327 | 715 |
| 696 | 0 | 0 | 74 | 1,402 | 2,177 | 64.40% | 679 | 649 | 1,328 |
| 697 | 0 | 0 | 75 | 1,276 | 2,177 | 58.61% | 641 | 560 | 1,201 |
| 698 | 1 | 0 | 52 | 749 | 990 | 75.66% | 335 | 362 | 697 |

Canvass Report — Total Voters — Official

Marion County, Oregon — Official November 4, 2014 General Election Results — November 04, 2014

Page 124 of 157

11/21/2014 10:24 AM

Total Number of Voters: 105,239 of 151,674 = 69.38%

Precincts Reporting 122 of 122 = 100.00%

87 - Amends Constitution: Permits employment of state judges by National Guard and other

| Precinct | Blank Ballots Cast | Over Votes | Under Votes | Total Ballots Cast | Registered Voters | Percent Turnout | Yes | No | Totals |
|----------|--------------------|------------|-------------|--------------------|-------------------|-----------------|--------|--------|--------|
| 705 | 0 | 0 | 38 | 791 | 1,106 | 71.52% | 362 | 391 | 753 |
| 715 | 0 | 0 | 53 | 1,098 | 1,677 | 65.47% | 538 | 507 | 1,045 |
| 725 | 1 | 0 | 48 | 944 | 1,431 | 65.97% | 433 | 463 | 896 |
| 779 | 0 | 0 | 36 | 668 | 872 | 76.61% | 320 | 312 | 632 |
| 780 | 0 | 0 | 40 | 848 | 1,081 | 78.45% | 453 | 355 | 808 |
| 781 | 0 | 0 | 32 | 478 | 621 | 76.97% | 247 | 199 | 446 |
| 782 | 0 | 0 | 18 | 271 | 336 | 80.65% | 123 | 130 | 253 |
| 783 | 0 | 0 | 31 | 428 | 562 | 77.54% | 198 | 199 | 397 |
| 784 | 0 | 0 | 9 | 139 | 199 | 69.85% | 53 | 77 | 130 |
| 786 | 0 | 0 | 12 | 420 | 578 | 72.66% | 187 | 221 | 408 |
| 787 | 0 | 0 | 100 | 1,823 | 2,416 | 75.46% | 853 | 870 | 1,723 |
| 788 | 0 | 0 | 65 | 1,430 | 1,880 | 76.06% | 659 | 706 | 1,365 |
| 789 | 0 | 0 | 61 | 1,477 | 1,995 | 74.04% | 655 | 761 | 1,416 |
| 790 | 1 | 0 | 11 | 162 | 233 | 69.53% | 53 | 98 | 151 |
| 815 | 0 | 0 | 71 | 888 | 1,368 | 64.91% | 449 | 368 | 817 |
| 825 | 0 | 0 | 31 | 589 | 966 | 60.97% | 351 | 207 | 558 |
| 835 | 0 | 0 | 44 | 789 | 1,057 | 74.65% | 443 | 302 | 745 |
| 845 | 0 | 0 | 95 | 1,591 | 2,078 | 76.56% | 740 | 756 | 1,496 |
| 855 | 0 | 1 | 51 | 1,061 | 1,519 | 69.85% | 554 | 455 | 1,009 |
| 865 | 0 | 1 | 35 | 565 | 934 | 60.49% | 329 | 200 | 529 |
| 905 | 0 | 0 | 5 | 91 | 129 | 70.54% | 40 | 46 | 86 |
| 915 | 0 | 0 | 8 | 162 | 222 | 72.97% | 64 | 90 | 154 |
| 925 | 0 | 0 | 4 | 102 | 128 | 79.69% | 51 | 47 | 98 |
| 935 | 0 | 0 | 5 | 25 | 32 | 78.13% | 8 | 12 | 20 |
| 981 | 0 | 0 | 13 | 233 | 318 | 73.27% | 116 | 104 | 220 |
| 982 | 0 | 0 | 0 | 0 | 0 | 0.00% | 0 | 0 | 0 |
| TOTAL | 10 | 11 | 6,566 | 105,239 | 151,674 | | 53,181 | 45,434 | 98,615 |

I certify that the votes recorded on this abstract correctly summarize the tally of votes cast at the election indicated.

Date of Abstract 11/24/2014

Signature of County Clerk

Bill Burgess

Canvass Report — Total Voters — Official

Marion County, Oregon — Official November 4, 2014 General Election Results — November 04, 2014

11/21/2014 10:24 AM

Page 125 of 157

Total Number of Voters: 105,239 of 151,674 = 69.38%

Precincts Reporting 122 of 122 = 100.00%

88- Provides a "driver card" without requiring proof of legal presence in U.S.

| Precinct | Blank Ballots Cast | Over Votes | Under Votes | Total Ballots Cast | Registered Voters | Percent Turnout | Yes | No | Totals |
|----------|--------------------|------------|-------------|--------------------|-------------------|-----------------|-----|-------|--------|
| 310 | 0 | 0 | 42 | 1,251 | 1,990 | 62.86% | 609 | 600 | 1,209 |
| 311 | 0 | 1 | 59 | 2,001 | 3,126 | 64.01% | 744 | 1,197 | 1,941 |
| 312 | 0 | 0 | 35 | 1,453 | 2,064 | 70.40% | 675 | 743 | 1,418 |
| 320 | 0 | 0 | 19 | 715 | 1,179 | 60.64% | 278 | 418 | 696 |
| 321 | 0 | 0 | 13 | 797 | 1,327 | 60.06% | 302 | 482 | 784 |
| 322 | 0 | 0 | 1 | 83 | 95 | 87.37% | 47 | 35 | 82 |
| 323 | 0 | 0 | 42 | 1,772 | 2,430 | 72.92% | 817 | 913 | 1,730 |
| 324 | 1 | 0 | 4 | 59 | 125 | 47.20% | 18 | 37 | 55 |
| 325 | 0 | 2 | 33 | 1,245 | 1,946 | 63.98% | 358 | 852 | 1,210 |
| 326 | 0 | 0 | 0 | 35 | 59 | 59.32% | 9 | 26 | 35 |
| 330 | 0 | 0 | 44 | 1,651 | 2,239 | 73.74% | 523 | 1,084 | 1,607 |
| 331 | 0 | 2 | 14 | 622 | 887 | 70.12% | 150 | 456 | 606 |
| 332 | 1 | 0 | 6 | 416 | 812 | 51.23% | 129 | 281 | 410 |
| 333 | 0 | 0 | 11 | 677 | 1,048 | 64.60% | 143 | 523 | 666 |
| 334 | 0 | 0 | 4 | 126 | 221 | 57.01% | 30 | 92 | 122 |
| 335 | 0 | 0 | 0 | 0 | 0 | 0.00% | 0 | 0 | 0 |
| 336 | 0 | 0 | 0 | 1 | 6 | 16.67% | 1 | 0 | 1 |
| 337 | 0 | 0 | 57 | 2,803 | 3,888 | 72.09% | 868 | 1,878 | 2,746 |
| 340 | 0 | 1 | 44 | 1,700 | 2,354 | 72.22% | 423 | 1,232 | 1,655 |
| 341 | 0 | 0 | 32 | 1,779 | 2,372 | 75.00% | 446 | 1,301 | 1,747 |
| 342 | 0 | 0 | 0 | 2 | 6 | 33.33% | 0 | 2 | 2 |
| 343 | 0 | 0 | 44 | 2,288 | 3,154 | 72.54% | 568 | 1,676 | 2,244 |
| 344 | 0 | 2 | 71 | 2,677 | 3,862 | 69.32% | 704 | 1,900 | 2,604 |
| 350 | 0 | 0 | 28 | 1,325 | 2,422 | 54.71% | 457 | 840 | 1,297 |
| 351 | 0 | 1 | 2 | 295 | 496 | 59.48% | 85 | 207 | 292 |
| 352 | 0 | 0 | 9 | 243 | 506 | 48.02% | 71 | 163 | 234 |
| 353 | 0 | 0 | 15 | 929 | 1,466 | 63.37% | 221 | 693 | 914 |
| 354 | 0 | 0 | 2 | 90 | 138 | 65.22% | 18 | 70 | 88 |
| 355 | 0 | 0 | 1 | 37 | 60 | 61.67% | 14 | 22 | 36 |
| 356 | 0 | 0 | 0 | 45 | 76 | 59.21% | 9 | 36 | 45 |
| 357 | 0 | 0 | 15 | 1,107 | 1,853 | 59.74% | 335 | 757 | 1,092 |
| 361 | 0 | 0 | 6 | 300 | 627 | 47.85% | 129 | 165 | 294 |

Canvass Report — Total Voters — Official

Marion County, Oregon — Official November 4, 2014 General Election Results — November 04, 2014

Page 126 of 157

11/21/2014 10:24 AM

Total Number of Voters: 105,239 of 151,674 = 69.38%

Precincts Reporting 122 of 122 = 100.00%

88- Provides a "driver card" without requiring proof of legal presence in U.S.

| Precinct | Blank Ballots Cast | Over Votes | Under Votes | Total Ballots Cast | Registered Voters | Percent Turnout | Yes | No | Totals |
|----------|--------------------|------------|-------------|--------------------|-------------------|-----------------|-----|-------|--------|
| 362 | 0 | 0 | 10 | 588 | 915 | 64.26% | 203 | 375 | 578 |
| 363 | 2 | 2 | 47 | 2,050 | 3,295 | 62.22% | 513 | 1,488 | 2,001 |
| 364 | 0 | 0 | 17 | 1,151 | 1,795 | 64.12% | 320 | 814 | 1,134 |
| 365 | 0 | 0 | 0 | 0 | 0 | 0.00% | 0 | 0 | 0 |
| 370 | 0 | 0 | 25 | 1,375 | 1,786 | 76.99% | 700 | 650 | 1,350 |
| 371 | 0 | 0 | 59 | 2,565 | 3,335 | 76.91% | 901 | 1,605 | 2,506 |
| 372 | 0 | 0 | 17 | 718 | 990 | 72.53% | 267 | 434 | 701 |
| 373 | 0 | 0 | 35 | 1,909 | 2,551 | 74.83% | 564 | 1,310 | 1,874 |
| 374 | 0 | 0 | 23 | 1,013 | 1,469 | 68.96% | 264 | 726 | 990 |
| 375 | 0 | 1 | 34 | 1,528 | 2,230 | 68.52% | 426 | 1,067 | 1,493 |
| 400 | 0 | 0 | 0 | 0 | 0 | 0.00% | 0 | 0 | 0 |
| 401 | 0 | 0 | 43 | 2,279 | 3,120 | 73.04% | 476 | 1,760 | 2,236 |
| 402 | 0 | 0 | 36 | 1,781 | 2,281 | 78.08% | 388 | 1,357 | 1,745 |
| 403 | 0 | 1 | 48 | 2,157 | 3,022 | 71.38% | 441 | 1,667 | 2,108 |
| 404 | 0 | 1 | 35 | 1,707 | 2,549 | 66.97% | 373 | 1,298 | 1,671 |
| 405 | 0 | 1 | 25 | 1,222 | 1,760 | 69.43% | 271 | 925 | 1,196 |
| 406 | 1 | 1 | 50 | 2,344 | 3,399 | 68.96% | 515 | 1,778 | 2,293 |
| 407 | 0 | 0 | 25 | 1,955 | 3,193 | 61.23% | 494 | 1,436 | 1,930 |
| 408 | 0 | 0 | 3 | 69 | 137 | 50.36% | 13 | 53 | 66 |
| 505 | 0 | 0 | 7 | 191 | 242 | 78.93% | 35 | 149 | 184 |
| 515 | 0 | 0 | 1 | 345 | 491 | 70.26% | 57 | 287 | 344 |
| 525 | 0 | 0 | 5 | 503 | 666 | 75.53% | 114 | 384 | 498 |
| 535 | 0 | 0 | 10 | 761 | 1,142 | 66.64% | 190 | 561 | 751 |
| 545 | 0 | 0 | 6 | 401 | 662 | 60.57% | 140 | 255 | 395 |
| 555 | 0 | 0 | 14 | 1,077 | 1,526 | 70.58% | 353 | 710 | 1,063 |
| 577 | 0 | 0 | 5 | 342 | 482 | 70.95% | 62 | 275 | 337 |
| 578 | 0 | 0 | 0 | 33 | 45 | 73.33% | 3 | 30 | 33 |
| 579 | 0 | 0 | 2 | 145 | 183 | 79.23% | 30 | 113 | 143 |
| 580 | 0 | 0 | 11 | 859 | 1,104 | 77.81% | 312 | 536 | 848 |
| 581 | 0 | 0 | 25 | 2,022 | 2,783 | 72.66% | 484 | 1,533 | 1,997 |
| 582 | 0 | 0 | 6 | 429 | 660 | 65.00% | 94 | 329 | 423 |
| 583 | 0 | 0 | 10 | 673 | 951 | 70.77% | 162 | 501 | 663 |

Canvass Report — Total Voters — Official

Marion County, Oregon — Official November 4, 2014 General Election Results — November 04, 2014

Page 127 of 157

11/21/2014 10:24 AM

Total Number of Voters: 105,239 of 151,674 = 69.38%

Precincts Reporting 122 of 122 = 100.00%

88- Provides a "driver card" without requiring proof of legal presence in U.S.

| Precinct | Blank Ballots Cast | Over Votes | Under Votes | Total Ballots Cast | Registered Voters | Percent Turnout | Yes | No | Totals |
|----------|--------------------|------------|-------------|--------------------|-------------------|-----------------|-----|-------|--------|
| 584 | 0 | 0 | 0 | 16 | 24 | 66.67% | 2 | 14 | 16 |
| 586 | 0 | 0 | 5 | 433 | 547 | 79.16% | 102 | 326 | 428 |
| 587 | 0 | 0 | 2 | 97 | 123 | 78.86% | 19 | 76 | 95 |
| 588 | 0 | 0 | 0 | 54 | 112 | 48.21% | 28 | 26 | 54 |
| 589 | 0 | 0 | 0 | 32 | 37 | 86.49% | 6 | 26 | 32 |
| 590 | 0 | 1 | 14 | 545 | 689 | 79.10% | 189 | 341 | 530 |
| 615 | 0 | 0 | 0 | 143 | 188 | 76.06% | 22 | 121 | 143 |
| 625 | 0 | 0 | 33 | 1,551 | 2,050 | 75.66% | 411 | 1,107 | 1,518 |
| 635 | 0 | 0 | 48 | 2,414 | 3,053 | 79.07% | 746 | 1,620 | 2,366 |
| 645 | 0 | 0 | 19 | 1,162 | 1,576 | 73.73% | 201 | 942 | 1,143 |
| 655 | 1 | 2 | 27 | 2,678 | 3,861 | 69.36% | 513 | 2,136 | 2,649 |
| 674 | 0 | 0 | 7 | 572 | 759 | 75.36% | 97 | 468 | 565 |
| 676 | 1 | 0 | 15 | 791 | 1,020 | 77.55% | 199 | 577 | 776 |
| 677 | 0 | 2 | 3 | 253 | 354 | 71.47% | 53 | 195 | 248 |
| 678 | 0 | 0 | 21 | 1,295 | 2,099 | 61.70% | 309 | 965 | 1,274 |
| 679 | 0 | 0 | 9 | 763 | 984 | 77.54% | 138 | 616 | 754 |
| 680 | 0 | 0 | 7 | 296 | 396 | 74.75% | 50 | 239 | 289 |
| 681 | 0 | 0 | 15 | 827 | 1,063 | 77.80% | 210 | 602 | 812 |
| 682 | 0 | 0 | 26 | 1,987 | 2,712 | 73.27% | 355 | 1,606 | 1,961 |
| 683 | 0 | 0 | 1 | 218 | 298 | 73.15% | 51 | 166 | 217 |
| 684 | 0 | 0 | 7 | 512 | 672 | 76.19% | 96 | 409 | 505 |
| 686 | 0 | 0 | 1 | 134 | 173 | 77.46% | 17 | 116 | 133 |
| 687 | 0 | 0 | 1 | 78 | 111 | 70.27% | 19 | 58 | 77 |
| 688 | 0 | 0 | 4 | 197 | 266 | 74.06% | 40 | 153 | 193 |
| 689 | 0 | 0 | 1 | 11 | 14 | 78.57% | 0 | 10 | 10 |
| 690 | 0 | 0 | 20 | 1,691 | 2,875 | 58.82% | 501 | 1,170 | 1,671 |
| 691 | 0 | 1 | 45 | 2,484 | 3,679 | 67.52% | 552 | 1,886 | 2,438 |
| 692 | 0 | 0 | 1 | 39 | 49 | 79.59% | 9 | 29 | 38 |
| 694 | 0 | 0 | 8 | 750 | 1,220 | 61.48% | 194 | 548 | 742 |
| 696 | 0 | 0 | 20 | 1,402 | 2,177 | 64.40% | 331 | 1,051 | 1,382 |
| 697 | 0 | 0 | 12 | 1,276 | 2,177 | 58.61% | 322 | 942 | 1,264 |
| 698 | 1 | 1 | 13 | 749 | 990 | 75.66% | 167 | 568 | 735 |

Canvass Report — Total Voters — Official

Marion County, Oregon — Official November 4, 2014 General Election Results — November 04, 2014

11/21/2014 10:24 AM

Page 128 of 157


Total Number of Voters: 105,239 of 151,674 = 69.38%

Precincts Reporting 122 of 122 = 100.00%

88- Provides a "driver card" without requiring proof of legal presence in U.S.

| Precinct | Blank Ballots Cast | Over Votes | Under Votes | Total Ballots Cast | Registered Voters | Percent Turnout | Yes | No | Totals |
|----------|--------------------|------------|-------------|--------------------|-------------------|-----------------|--------|--------|---------|
| 705 | 0 | 0 | 6 | 791 | 1,106 | 71.52% | 105 | 680 | 785 |
| 715 | 0 | 0 | 19 | 1,098 | 1,677 | 65.47% | 153 | 926 | 1,079 |
| 725 | 1 | 0 | 12 | 944 | 1,431 | 65.97% | 155 | 777 | 932 |
| 779 | 0 | 0 | 14 | 668 | 872 | 76.61% | 160 | 494 | 654 |
| 780 | 0 | 0 | 9 | 848 | 1,081 | 78.45% | 253 | 586 | 839 |
| 781 | 0 | 0 | 9 | 478 | 621 | 76.97% | 133 | 336 | 469 |
| 782 | 0 | 0 | 5 | 271 | 336 | 80.65% | 62 | 204 | 266 |
| 783 | 0 | 0 | 6 | 428 | 552 | 77.54% | 90 | 332 | 422 |
| 784 | 0 | 0 | 2 | 139 | 199 | 69.85% | 48 | 89 | 137 |
| 786 | 0 | 0 | 1 | 420 | 578 | 72.66% | 48 | 371 | 419 |
| 787 | 0 | 0 | 25 | 1,823 | 2,416 | 75.46% | 323 | 1,475 | 1,798 |
| 788 | 0 | 0 | 13 | 1,430 | 1,880 | 76.06% | 288 | 1,129 | 1,417 |
| 789 | 0 | 1 | 22 | 1,477 | 1,995 | 74.04% | 238 | 1,216 | 1,454 |
| 790 | 1 | 0 | 4 | 162 | 233 | 69.53% | 30 | 128 | 158 |
| 815 | 0 | 0 | 13 | 888 | 1,368 | 64.91% | 300 | 575 | 875 |
| 825 | 0 | 0 | 9 | 589 | 966 | 60.97% | 264 | 316 | 580 |
| 835 | 0 | 0 | 11 | 789 | 1,057 | 74.65% | 314 | 484 | 778 |
| 845 | 0 | 0 | 36 | 1,591 | 2,078 | 76.56% | 403 | 1,152 | 1,555 |
| 855 | 0 | 1 | 17 | 1,061 | 1,519 | 69.85% | 359 | 684 | 1,043 |
| 865 | 0 | 0 | 7 | 565 | 934 | 60.49% | 240 | 318 | 558 |
| 905 | 0 | 0 | 1 | 91 | 129 | 70.54% | 17 | 73 | 90 |
| 915 | 0 | 0 | 2 | 162 | 222 | 72.97% | 26 | 134 | 160 |
| 925 | 0 | 0 | 2 | 102 | 128 | 79.69% | 13 | 87 | 100 |
| 935 | 0 | 0 | 0 | 25 | 32 | 78.13% | 2 | 23 | 25 |
| 981 | 0 | 0 | 2 | 233 | 318 | 73.27% | 61 | 170 | 231 |
| 982 | 0 | 0 | 0 | 0 | 0 | 0.00% | 0 | 0 | 0 |
| Totals: | 10 | 25 | 1919 | 105,239 | 151,674 | | 28,360 | 74,935 | 103,295 |

I certify that the votes recorded on this abstract correctly summarize the tally of votes cast at the election indicated.

Signature of County Clerk  11/21/2014

Date of Abstract

Bill Burgess

Canvass Report — Total Voters — Official

Marion County, Oregon — Official November 4, 2014 General Election Results — November 04, 2014

11/21/2014 10:24 AM

Page 129 of 157

Total Number of Voters: 105,239 of 151,674 = 69.38%

Precincts Reporting 122 of 122 = 100.00%

89- Amends Consitution: Prohibits state from denying equality of rights on account of sex

| Precinct | Blank Ballots Cast | Over Votes | Under Votes | Total Ballots Cast | Registered Voters | Percent Turnout | Yes | No | Totals |
|----------|--------------------|------------|-------------|--------------------|-------------------|-----------------|-------|-------|--------|
| 310 | 0 | 0 | 80 | 1,251 | 1,990 | 62.86% | 873 | 298 | 1,171 |
| 311 | 0 | 0 | 120 | 2,001 | 3,126 | 64.01% | 1,291 | 590 | 1,881 |
| 312 | 0 | 0 | 72 | 1,453 | 2,064 | 70.40% | 1,030 | 351 | 1,381 |
| 320 | 0 | 2 | 38 | 715 | 1,179 | 60.64% | 465 | 210 | 675 |
| 321 | 0 | 0 | 31 | 797 | 1,327 | 60.06% | 539 | 227 | 766 |
| 322 | 0 | 0 | 2 | 83 | 95 | 87.37% | 56 | 25 | 81 |
| 323 | 0 | 0 | 96 | 1,772 | 2,430 | 72.92% | 1,274 | 402 | 1,676 |
| 324 | 1 | 0 | 3 | 59 | 125 | 47.20% | 41 | 15 | 56 |
| 325 | 0 | 1 | 77 | 1,245 | 1,946 | 63.98% | 742 | 425 | 1,167 |
| 326 | 0 | 0 | 3 | 35 | 59 | 59.32% | 19 | 13 | 32 |
| 330 | 0 | 0 | 99 | 1,651 | 2,239 | 73.74% | 1,006 | 546 | 1,552 |
| 331 | 0 | 0 | 41 | 622 | 887 | 70.12% | 340 | 241 | 581 |
| 332 | 1 | 0 | 21 | 416 | 812 | 51.23% | 241 | 154 | 395 |
| 333 | 0 | 0 | 37 | 677 | 1,048 | 64.60% | 369 | 271 | 640 |
| 334 | 0 | 0 | 11 | 126 | 221 | 57.01% | 68 | 47 | 115 |
| 335 | 0 | 0 | 0 | 0 | 0 | 0.00% | 0 | 0 | 0 |
| 336 | 0 | 0 | 0 | 1 | 6 | 16.67% | 0 | 1 | 1 |
| 337 | 0 | 0 | 154 | 2,803 | 3,888 | 72.09% | 1,626 | 1,023 | 2,649 |
| 340 | 0 | 1 | 104 | 1,700 | 2,354 | 72.22% | 945 | 650 | 1,595 |
| 341 | 0 | 0 | 97 | 1,779 | 2,372 | 75.00% | 1,006 | 676 | 1,682 |
| 342 | 0 | 0 | 0 | 2 | 6 | 33.33% | 2 | 0 | 2 |
| 343 | 0 | 1 | 126 | 2,288 | 3,154 | 72.54% | 1,246 | 915 | 2,161 |
| 344 | 0 | 0 | 155 | 2,677 | 3,862 | 69.32% | 1,574 | 948 | 2,522 |
| 350 | 0 | 1 | 80 | 1,325 | 2,422 | 54.71% | 841 | 403 | 1,244 |
| 351 | 0 | 0 | 15 | 295 | 496 | 59.46% | 161 | 119 | 280 |
| 352 | 0 | 0 | 26 | 243 | 506 | 48.02% | 129 | 88 | 217 |
| 353 | 0 | 0 | 63 | 929 | 1,466 | 63.37% | 493 | 373 | 866 |
| 354 | 0 | 0 | 8 | 90 | 138 | 65.22% | 40 | 42 | 82 |
| 355 | 0 | 0 | 5 | 37 | 60 | 61.67% | 23 | 9 | 32 |
| 356 | 0 | 0 | 2 | 45 | 76 | 59.21% | 21 | 22 | 43 |
| 357 | 0 | 0 | 46 | 1,107 | 1,853 | 59.74% | 640 | 421 | 1,061 |
| 361 | 0 | 0 | 19 | 300 | 627 | 47.85% | 195 | 86 | 281 |

Canvass Report — Total Voters — Official

Marion County, Oregon — Official November 4, 2014 General Election Results — November 04, 2014

Page 130 of 157

11/21/2014 10:24 AM

Total Number of Voters: 105,239 of 151,674 = 69.38%

Precincts Reporting 122 of 122 = 100.00%

89- Amends Constitution: Prohibits state from denying equality of rights on account of sex

| Precinct | Blank Ballots Cast | Over Votes | Under Votes | Total Ballots Cast | Registered Voters | Percent Turnout | Yes | No | Totals |
|----------|--------------------|------------|-------------|--------------------|-------------------|-----------------|-------|-------|--------|
| 362 | 0 | 0 | 35 | 588 | 915 | 64.26% | 370 | 183 | 553 |
| 363 | 2 | 0 | 140 | 2,050 | 3,295 | 62.22% | 1,082 | 828 | 1,910 |
| 364 | 0 | 0 | 58 | 1,151 | 1,795 | 64.12% | 619 | 474 | 1,093 |
| 365 | 0 | 0 | 0 | 0 | 0 | 0.00% | 0 | 0 | 0 |
| 370 | 0 | 0 | 53 | 1,375 | 1,786 | 76.99% | 997 | 325 | 1,322 |
| 371 | 0 | 0 | 145 | 2,565 | 3,335 | 76.91% | 1,574 | 846 | 2,420 |
| 372 | 0 | 0 | 42 | 718 | 990 | 72.53% | 447 | 229 | 676 |
| 373 | 0 | 0 | 114 | 1,909 | 2,551 | 74.83% | 1,068 | 727 | 1,795 |
| 374 | 0 | 0 | 57 | 1,013 | 1,469 | 68.96% | 588 | 368 | 956 |
| 375 | 0 | 0 | 84 | 1,528 | 2,230 | 68.52% | 914 | 530 | 1,444 |
| 400 | 0 | 0 | 0 | 0 | 0 | 0.00% | 0 | 0 | 0 |
| 401 | 0 | 0 | 111 | 2,279 | 3,120 | 73.04% | 1,152 | 1,016 | 2,168 |
| 402 | 0 | 0 | 89 | 1,781 | 2,281 | 78.08% | 953 | 739 | 1,692 |
| 403 | 0 | 0 | 115 | 2,157 | 3,022 | 71.38% | 1,142 | 900 | 2,042 |
| 404 | 0 | 0 | 84 | 1,707 | 2,549 | 66.97% | 914 | 709 | 1,623 |
| 405 | 0 | 0 | 69 | 1,222 | 1,760 | 69.43% | 675 | 478 | 1,153 |
| 406 | 1 | 1 | 116 | 2,344 | 3,399 | 68.96% | 1,235 | 992 | 2,227 |
| 407 | 0 | 0 | 98 | 1,955 | 3,193 | 61.23% | 1,078 | 779 | 1,857 |
| 408 | 0 | 0 | 3 | 69 | 137 | 50.36% | 49 | 17 | 66 |
| 505 | 0 | 0 | 20 | 191 | 242 | 78.93% | 80 | 91 | 171 |
| 515 | 0 | 0 | 16 | 345 | 491 | 70.26% | 182 | 147 | 329 |
| 525 | 0 | 0 | 16 | 503 | 666 | 75.53% | 280 | 207 | 487 |
| 535 | 0 | 0 | 49 | 761 | 1,142 | 66.64% | 369 | 343 | 712 |
| 545 | 0 | 0 | 13 | 401 | 662 | 60.57% | 211 | 177 | 388 |
| 555 | 0 | 0 | 68 | 1,077 | 1,526 | 70.58% | 523 | 486 | 1,009 |
| 577 | 0 | 0 | 21 | 342 | 482 | 70.95% | 136 | 185 | 321 |
| 578 | 0 | 0 | 0 | 33 | 45 | 73.33% | 13 | 20 | 33 |
| 579 | 0 | 0 | 4 | 145 | 183 | 79.23% | 54 | 87 | 141 |
| 580 | 0 | 0 | 42 | 859 | 1,104 | 77.81% | 363 | 454 | 817 |
| 581 | 0 | 0 | 95 | 2,022 | 2,783 | 72.66% | 956 | 971 | 1,927 |
| 582 | 0 | 0 | 20 | 429 | 660 | 65.00% | 148 | 261 | 409 |
| 583 | 0 | 0 | 38 | 673 | 951 | 70.77% | 246 | 389 | 635 |

Canvass Report — Total Voters — Official

Marion County, Oregon — Official November 4, 2014 General Election Results — November 04, 2014

Page 131 of 157

11/21/2014 10:24 AM

Total Number of Voters: 105,239 of 151,674 = 69.38%

Precincts Reporting 122 of 122 = 100.00%

89- Amends Constitution: Prohibits state from denying equality of rights on account of sex

| Precinct | Blank Ballots Cast | Over Votes | Under Votes | Total Ballots Cast | Registered Voters | Percent Turnout | Yes | No | Totals |
|----------|--------------------|------------|-------------|--------------------|-------------------|-----------------|-------|-------|--------|
| 584 | 0 | 0 | 0 | 16 | 24 | 66.67% | 8 | 8 | 16 |
| 586 | 0 | 0 | 13 | 433 | 547 | 79.16% | 180 | 240 | 420 |
| 587 | 0 | 0 | 7 | 97 | 123 | 78.86% | 29 | 61 | 90 |
| 588 | 0 | 0 | 2 | 54 | 112 | 48.21% | 28 | 24 | 52 |
| 589 | 0 | 0 | 2 | 32 | 37 | 86.49% | 8 | 22 | 30 |
| 590 | 0 | 0 | 40 | 545 | 689 | 79.10% | 199 | 306 | 505 |
| 615 | 0 | 0 | 8 | 143 | 188 | 76.06% | 66 | 69 | 135 |
| 625 | 0 | 1 | 85 | 1,551 | 2,050 | 75.68% | 891 | 574 | 1,465 |
| 635 | 0 | 0 | 138 | 2,414 | 3,053 | 79.07% | 1,457 | 819 | 2,276 |
| 645 | 0 | 1 | 72 | 1,162 | 1,576 | 73.73% | 520 | 569 | 1,089 |
| 655 | 1 | 1 | 131 | 2,678 | 3,861 | 69.36% | 1,311 | 1,235 | 2,546 |
| 674 | 0 | 0 | 32 | 572 | 759 | 75.36% | 252 | 288 | 540 |
| 676 | 1 | 0 | 38 | 791 | 1,020 | 77.55% | 313 | 440 | 753 |
| 677 | 0 | 0 | 18 | 253 | 354 | 71.47% | 120 | 115 | 235 |
| 678 | 0 | 0 | 75 | 1,295 | 2,099 | 61.70% | 648 | 572 | 1,220 |
| 679 | 0 | 0 | 38 | 763 | 984 | 77.54% | 327 | 398 | 725 |
| 680 | 0 | 0 | 19 | 296 | 396 | 74.75% | 90 | 187 | 277 |
| 681 | 0 | 0 | 46 | 827 | 1,063 | 77.80% | 403 | 378 | 781 |
| 682 | 0 | 0 | 111 | 1,987 | 2,712 | 73.27% | 864 | 1,012 | 1,876 |
| 683 | 0 | 0 | 15 | 218 | 298 | 73.15% | 78 | 125 | 203 |
| 684 | 0 | 0 | 22 | 512 | 672 | 76.19% | 217 | 273 | 490 |
| 686 | 0 | 0 | 8 | 134 | 173 | 77.46% | 52 | 74 | 126 |
| 687 | 0 | 0 | 3 | 78 | 111 | 70.27% | 49 | 26 | 75 |
| 688 | 0 | 0 | 9 | 197 | 266 | 74.06% | 74 | 114 | 188 |
| 689 | 0 | 0 | 2 | 11 | 14 | 78.57% | 2 | 7 | 9 |
| 690 | 0 | 2 | 105 | 1,891 | 2,875 | 65.82% | 913 | 671 | 1,584 |
| 691 | 0 | 0 | 125 | 2,484 | 3,679 | 67.52% | 1,210 | 1,149 | 2,359 |
| 692 | 0 | 0 | 2 | 39 | 49 | 79.59% | 12 | 25 | 37 |
| 694 | 0 | 0 | 28 | 750 | 1,220 | 61.48% | 432 | 290 | 722 |
| 696 | 0 | 0 | 59 | 1,402 | 2,177 | 64.40% | 782 | 561 | 1,343 |
| 697 | 0 | 1 | 69 | 1,276 | 2,177 | 58.61% | 668 | 538 | 1,206 |
| 698 | 1 | 0 | 47 | 749 | 990 | 75.66% | 356 | 346 | 702 |

Canvass Report — Total Voters — Official

Marion County, Oregon — Official November 4, 2014 General Election Results — November 04, 2014

11/21/2014 10:24 AM

Page 132 of 157


Total Number of Voters: 105,239 of 151,674 = 69.38%

Precincts Reporting 122 of 122 = 100.00%

89- Amends Constitution: Prohibits state from denying equality of rights on account of sex

| Precinct | Blank Ballots Cast | Over Votes | Under Votes | Total Ballots Cast | Registered Voters | Percent Turnout | Yes | No | Totals |
|----------|--------------------|------------|-------------|--------------------|-------------------|-----------------|--------|--------|--------|
| 705 | 0 | 0 | 31 | 791 | 1,106 | 71.52% | 355 | 405 | 760 |
| 715 | 0 | 1 | 58 | 1,098 | 1,677 | 65.47% | 491 | 548 | 1,039 |
| 725 | 1 | 0 | 41 | 944 | 1,431 | 65.97% | 446 | 457 | 903 |
| 779 | 0 | 0 | 37 | 868 | 872 | 76.61% | 337 | 294 | 631 |
| 780 | 0 | 0 | 31 | 848 | 1,081 | 78.45% | 475 | 342 | 817 |
| 781 | 0 | 0 | 24 | 478 | 621 | 76.97% | 263 | 191 | 454 |
| 782 | 0 | 0 | 9 | 271 | 336 | 80.65% | 131 | 131 | 262 |
| 783 | 0 | 0 | 23 | 428 | 552 | 77.54% | 172 | 233 | 405 |
| 784 | 0 | 0 | 5 | 139 | 199 | 69.85% | 83 | 51 | 134 |
| 786 | 0 | 0 | 15 | 420 | 578 | 72.66% | 168 | 237 | 405 |
| 787 | 0 | 0 | 91 | 1,823 | 2,416 | 75.46% | 788 | 944 | 1,732 |
| 788 | 0 | 0 | 54 | 1,430 | 1,880 | 76.06% | 639 | 737 | 1,376 |
| 789 | 0 | 1 | 61 | 1,477 | 1,995 | 74.04% | 634 | 781 | 1,415 |
| 790 | 1 | 0 | 9 | 162 | 233 | 69.53% | 70 | 83 | 153 |
| 815 | 0 | 0 | 49 | 888 | 1,368 | 64.91% | 485 | 354 | 839 |
| 825 | 0 | 0 | 25 | 589 | 966 | 60.97% | 348 | 216 | 564 |
| 835 | 0 | 0 | 38 | 789 | 1,057 | 74.65% | 464 | 287 | 751 |
| 845 | 0 | 0 | 90 | 1,591 | 2,078 | 76.56% | 866 | 635 | 1,501 |
| 855 | 0 | 2 | 57 | 1,061 | 1,519 | 69.85% | 612 | 390 | 1,002 |
| 865 | 0 | 0 | 21 | 565 | 934 | 60.49% | 335 | 209 | 544 |
| 905 | 0 | 0 | 5 | 91 | 129 | 70.54% | 50 | 36 | 86 |
| 915 | 0 | 0 | 9 | 162 | 222 | 72.97% | 73 | 80 | 153 |
| 925 | 0 | 0 | 5 | 102 | 128 | 79.69% | 47 | 50 | 97 |
| 935 | 0 | 0 | 3 | 25 | 32 | 78.13% | 11 | 11 | 22 |
| 981 | 0 | 0 | 8 | 233 | 318 | 73.27% | 125 | 100 | 225 |
| 982 | 0 | 0 | 0 | 0 | 0 | 0.00% | 0 | 0 | 0 |
| Totals | 10 | 17 | 564 | 105,239 | 151,674 | | 55,741 | 42,857 | 98,608 |

I certify that the votes recorded on this abstract correctly summarize the tally of votes cast at the election indicated.

Signature of County Clerk  Date of Abstract 11/24/2014

Bill Burgess

Canvass Report — Total Voters — Official

Marion County, Oregon — Official November 4, 2014 General Election Results — November 04, 2014

11/21/2014 10:24 AM

Page 133 of 157

Total Number of Voters: 105,239 of 151,674 = 69.38%

Precincts Reporting 122 of 122 = 100.00%

90- Changes nomination processes: Single primary ballot with top two advancing to General Election

| Precinct | Blank Ballots Cast | Over Votes | Under Votes | Total Ballots Cast | Registered Voters | Percent Turnout | Yes | No | Totals |
|----------|--------------------|------------|-------------|--------------------|-------------------|-----------------|-----|-------|--------|
| 310 | 0 | 0 | 96 | 1,251 | 1,990 | 62.86% | 439 | 716 | 1,155 |
| 311 | 0 | 0 | 108 | 2,001 | 3,126 | 64.01% | 586 | 1,307 | 1,893 |
| 312 | 0 | 0 | 83 | 1,453 | 2,064 | 70.40% | 451 | 919 | 1,370 |
| 320 | 0 | 1 | 42 | 715 | 1,179 | 60.84% | 235 | 437 | 672 |
| 321 | 0 | 0 | 38 | 797 | 1,327 | 60.06% | 240 | 519 | 759 |
| 322 | 0 | 0 | 3 | 83 | 95 | 87.37% | 33 | 47 | 80 |
| 323 | 0 | 0 | 72 | 1,772 | 2,430 | 72.92% | 507 | 1,193 | 1,700 |
| 324 | 1 | 0 | 4 | 59 | 125 | 47.20% | 14 | 41 | 55 |
| 325 | 0 | 2 | 63 | 1,245 | 1,946 | 63.98% | 382 | 798 | 1,180 |
| 326 | 0 | 0 | 0 | 35 | 59 | 59.32% | 14 | 21 | 35 |
| 330 | 0 | 1 | 91 | 1,651 | 2,239 | 73.74% | 454 | 1,105 | 1,559 |
| 331 | 0 | 0 | 39 | 622 | 887 | 70.12% | 175 | 408 | 583 |
| 332 | 1 | 0 | 24 | 416 | 812 | 51.23% | 105 | 287 | 392 |
| 333 | 0 | 1 | 41 | 677 | 1,048 | 64.60% | 194 | 441 | 635 |
| 334 | 0 | 0 | 9 | 126 | 221 | 57.01% | 39 | 78 | 117 |
| 335 | 0 | 0 | 0 | 0 | 0 | 0.00% | 0 | 0 | 0 |
| 336 | 0 | 0 | 0 | 1 | 6 | 16.67% | 0 | 1 | 1 |
| 337 | 0 | 0 | 133 | 2,803 | 3,888 | 72.09% | 832 | 1,838 | 2,670 |
| 340 | 0 | 2 | 102 | 1,700 | 2,354 | 72.22% | 457 | 1,139 | 1,596 |
| 341 | 0 | 0 | 72 | 1,779 | 2,372 | 75.00% | 482 | 1,225 | 1,707 |
| 342 | 0 | 0 | 0 | 2 | 6 | 33.33% | 1 | 1 | 2 |
| 343 | 0 | 0 | 116 | 2,288 | 3,154 | 72.54% | 606 | 1,566 | 2,172 |
| 344 | 0 | 0 | 121 | 2,677 | 3,862 | 69.32% | 805 | 1,751 | 2,556 |
| 350 | 0 | 0 | 83 | 1,325 | 2,422 | 54.71% | 397 | 845 | 1,242 |
| 351 | 0 | 0 | 20 | 295 | 496 | 59.48% | 71 | 204 | 275 |
| 352 | 0 | 0 | 18 | 243 | 506 | 48.02% | 72 | 153 | 225 |
| 353 | 0 | 1 | 42 | 929 | 1,466 | 63.37% | 249 | 637 | 886 |
| 354 | 0 | 0 | 7 | 90 | 138 | 65.22% | 15 | 68 | 83 |
| 355 | 0 | 0 | 4 | 37 | 60 | 61.67% | 11 | 22 | 33 |
| 356 | 0 | 0 | 2 | 45 | 76 | 59.21% | 10 | 33 | 43 |
| 357 | 0 | 1 | 39 | 1,107 | 1,853 | 59.74% | 318 | 749 | 1,067 |
| 361 | 0 | 0 | 18 | 300 | 627 | 47.85% | 115 | 167 | 282 |

Canvass Report — Total Voters — Official

Marion County, Oregon — Official November 4, 2014 General Election Results — November 04, 2014

Page 134 of 157

11/21/2014 10:24 AM

Total Number of Voters: 105,239 of 151,674 = 69.38%

Precincts Reporting 122 of 122 = 100.00%

90- Changes nomination processes: Single primary ballot with top two advancing to General Election

| Precinct | Blank Ballots Cast | Over Votes | Under Votes | Total Ballots Cast | Registered Voters | Percent Turnout | Yes | No | Totals |
|----------|--------------------|------------|-------------|--------------------|-------------------|-----------------|-----|-------|--------|
| 362 | 0 | 0 | 32 | 588 | 915 | 64.26% | 175 | 381 | 556 |
| 363 | 2 | 0 | 124 | 2,050 | 3,295 | 62.22% | 628 | 1,298 | 1,926 |
| 364 | 0 | 0 | 48 | 1,151 | 1,795 | 64.12% | 324 | 779 | 1,103 |
| 365 | 0 | 0 | 0 | 0 | 0 | 0.00% | 0 | 0 | 0 |
| 370 | 0 | 0 | 68 | 1,375 | 1,786 | 76.99% | 420 | 887 | 1,307 |
| 371 | 0 | 0 | 125 | 2,565 | 3,335 | 76.91% | 803 | 1,637 | 2,440 |
| 372 | 0 | 0 | 30 | 718 | 990 | 72.53% | 218 | 470 | 688 |
| 373 | 0 | 0 | 86 | 1,909 | 2,551 | 74.83% | 543 | 1,280 | 1,823 |
| 374 | 0 | 0 | 58 | 1,013 | 1,469 | 68.96% | 284 | 671 | 955 |
| 375 | 0 | 1 | 75 | 1,528 | 2,230 | 68.52% | 408 | 1,044 | 1,452 |
| 400 | 0 | 0 | 0 | 0 | 0 | 0.00% | 0 | 0 | 0 |
| 401 | 0 | 0 | 74 | 2,279 | 3,120 | 73.04% | 635 | 1,570 | 2,205 |
| 402 | 0 | 0 | 70 | 1,781 | 2,281 | 78.08% | 487 | 1,224 | 1,711 |
| 403 | 0 | 1 | 98 | 2,157 | 3,022 | 71.38% | 572 | 1,486 | 2,058 |
| 404 | 0 | 2 | 63 | 1,707 | 2,549 | 66.97% | 475 | 1,167 | 1,642 |
| 405 | 0 | 0 | 49 | 1,222 | 1,760 | 69.43% | 319 | 854 | 1,173 |
| 406 | 1 | 0 | 99 | 2,344 | 3,399 | 68.96% | 677 | 1,568 | 2,245 |
| 407 | 0 | 0 | 80 | 1,955 | 3,193 | 61.23% | 535 | 1,340 | 1,875 |
| 408 | 0 | 0 | 4 | 69 | 137 | 50.36% | 25 | 40 | 65 |
| 505 | 0 | 0 | 13 | 191 | 242 | 78.93% | 53 | 125 | 178 |
| 515 | 0 | 0 | 9 | 345 | 491 | 70.26% | 96 | 240 | 336 |
| 525 | 0 | 1 | 16 | 503 | 666 | 75.53% | 141 | 345 | 486 |
| 535 | 0 | 0 | 28 | 761 | 1,142 | 66.64% | 185 | 548 | 733 |
| 545 | 0 | 0 | 11 | 401 | 662 | 60.57% | 105 | 285 | 390 |
| 555 | 0 | 0 | 72 | 1,077 | 1,526 | 70.58% | 296 | 709 | 1,005 |
| 577 | 0 | 0 | 15 | 342 | 482 | 70.95% | 76 | 251 | 327 |
| 578 | 0 | 0 | 1 | 33 | 45 | 73.33% | 10 | 22 | 32 |
| 579 | 0 | 0 | 6 | 145 | 183 | 79.23% | 22 | 117 | 139 |
| 580 | 0 | 0 | 24 | 859 | 1,104 | 77.81% | 246 | 589 | 835 |
| 581 | 0 | 1 | 65 | 2,022 | 2,783 | 72.66% | 518 | 1,438 | 1,956 |
| 582 | 0 | 1 | 23 | 429 | 660 | 65.00% | 110 | 295 | 405 |
| 583 | 0 | 1 | 20 | 673 | 951 | 70.77% | 163 | 489 | 652 |

Canvass Report — Total Voters — Official

Marion County, Oregon — Official November 4, 2014 General Election Results — November 04, 2014

Page 135 of 157

11/21/2014 10:24 AM

Total Number of Voters: 105,239 of 151,674 = 69.38%

Precincts Reporting 122 of 122 = 100.00%

90- Changes nomination processes: Single primary ballot with top two advancing to General Election

| Precinct | Blank Ballots Cast | Over Votes | Under Votes | Total Ballots Cast | Registered Voters | Percent Turnout | Yes | No | Totals |
|----------|--------------------|------------|-------------|--------------------|-------------------|-----------------|-----|-------|--------|
| 584 | 0 | 0 | 0 | 16 | 24 | 66.67% | 4 | 12 | 16 |
| 586 | 0 | 0 | 10 | 433 | 547 | 79.16% | 114 | 309 | 423 |
| 587 | 0 | 0 | 5 | 97 | 123 | 78.86% | 20 | 72 | 92 |
| 588 | 0 | 0 | 2 | 54 | 112 | 48.21% | 13 | 39 | 52 |
| 589 | 0 | 0 | 1 | 32 | 37 | 86.49% | 12 | 19 | 31 |
| 590 | 0 | 0 | 27 | 545 | 689 | 79.10% | 138 | 380 | 518 |
| 615 | 0 | 0 | 3 | 143 | 188 | 76.06% | 36 | 104 | 140 |
| 625 | 0 | 0 | 76 | 1,551 | 2,050 | 75.66% | 436 | 1,039 | 1,475 |
| 635 | 0 | 1 | 131 | 2,414 | 3,053 | 79.07% | 689 | 1,593 | 2,282 |
| 645 | 0 | 0 | 61 | 1,162 | 1,576 | 73.73% | 289 | 812 | 1,101 |
| 655 | 1 | 0 | 114 | 2,678 | 3,861 | 69.36% | 730 | 1,834 | 2,564 |
| 674 | 0 | 0 | 24 | 572 | 759 | 75.36% | 145 | 403 | 548 |
| 676 | 1 | 0 | 33 | 791 | 1,020 | 77.55% | 174 | 584 | 758 |
| 677 | 0 | 0 | 12 | 253 | 354 | 71.47% | 89 | 152 | 241 |
| 678 | 0 | 0 | 62 | 1,295 | 2,099 | 61.70% | 355 | 878 | 1,233 |
| 679 | 0 | 0 | 34 | 763 | 984 | 77.54% | 194 | 535 | 729 |
| 680 | 0 | 0 | 22 | 296 | 396 | 74.75% | 56 | 218 | 274 |
| 681 | 0 | 0 | 34 | 827 | 1,063 | 77.80% | 222 | 571 | 793 |
| 682 | 0 | 0 | 72 | 1,987 | 2,712 | 73.27% | 529 | 1,386 | 1,915 |
| 683 | 0 | 0 | 7 | 218 | 298 | 73.15% | 46 | 165 | 211 |
| 684 | 0 | 0 | 15 | 512 | 672 | 76.19% | 119 | 378 | 497 |
| 686 | 0 | 0 | 6 | 134 | 173 | 77.46% | 25 | 103 | 128 |
| 687 | 0 | 0 | 1 | 78 | 111 | 70.27% | 20 | 57 | 77 |
| 688 | 0 | 0 | 7 | 197 | 266 | 74.06% | 57 | 133 | 190 |
| 689 | 0 | 0 | 1 | 11 | 14 | 78.57% | 1 | 9 | 10 |
| 690 | 0 | 0 | 88 | 1,691 | 2,875 | 58.82% | 425 | 1,178 | 1,603 |
| 691 | 0 | 0 | 107 | 2,484 | 3,679 | 67.52% | 657 | 1,720 | 2,377 |
| 692 | 0 | 0 | 3 | 39 | 49 | 79.59% | 9 | 27 | 36 |
| 694 | 0 | 0 | 35 | 750 | 1,220 | 61.48% | 231 | 484 | 715 |
| 696 | 0 | 0 | 47 | 1,402 | 2,177 | 64.40% | 413 | 942 | 1,355 |
| 697 | 0 | 1 | 55 | 1,276 | 2,177 | 58.61% | 354 | 866 | 1,220 |
| 698 | 1 | 0 | 41 | 749 | 990 | 75.66% | 176 | 532 | 708 |

Canvass Report — Total Voters — Official

Marion County, Oregon — Official November 4, 2014 General Election Results — November 04, 2014

Page 136 of 157

11/21/2014 10:24 AM


Total Number of Voters: 105,239 of 151,674 = 69.38%

Precincts Reporting 122 of 122 = 100.00%

90- Changes nomination processes: Single primary ballot with top two advancing to General Election

| Precinct | Blank Ballots Cast | Over Votes | Under Votes | Total Ballots Cast | Registered Voters | Percent Turnout | Yes | No | Totals |
|----------|--------------------|------------|-------------|--------------------|-------------------|-----------------|-------|-------|--------|
| 705 | 0 | 0 | 29 | 791 | 1,106 | 71.52% | 196 | 566 | 762 |
| 715 | 0 | 0 | 48 | 1,098 | 1,677 | 65.47% | 298 | 752 | 1,050 |
| 725 | 1 | 0 | 41 | 944 | 1,431 | 65.97% | 274 | 629 | 903 |
| 779 | 0 | 0 | 36 | 668 | 872 | 76.61% | 204 | 428 | 632 |
| 780 | 0 | 0 | 34 | 848 | 1,081 | 78.45% | 233 | 581 | 814 |
| 781 | 0 | 0 | 25 | 478 | 621 | 76.97% | 130 | 323 | 453 |
| 782 | 0 | 0 | 12 | 271 | 336 | 80.65% | 79 | 180 | 259 |
| 783 | 0 | 0 | 16 | 428 | 552 | 77.54% | 95 | 317 | 412 |
| 784 | 0 | 0 | 7 | 139 | 199 | 69.85% | 36 | 96 | 132 |
| 786 | 0 | 0 | 16 | 420 | 578 | 72.66% | 109 | 295 | 404 |
| 787 | 0 | 0 | 68 | 1,823 | 2,416 | 75.46% | 488 | 1,267 | 1,755 |
| 788 | 0 | 1 | 52 | 1,430 | 1,880 | 76.06% | 422 | 955 | 1,377 |
| 789 | 0 | 2 | 51 | 1,477 | 1,995 | 74.04% | 378 | 1,046 | 1,424 |
| 790 | 1 | 0 | 7 | 162 | 233 | 69.53% | 58 | 97 | 155 |
| 815 | 0 | 0 | 39 | 888 | 1,368 | 64.91% | 251 | 598 | 849 |
| 825 | 0 | 0 | 21 | 589 | 966 | 60.97% | 174 | 394 | 568 |
| 835 | 0 | 0 | 42 | 789 | 1,057 | 74.65% | 226 | 521 | 747 |
| 845 | 0 | 0 | 74 | 1,591 | 2,078 | 76.56% | 496 | 1,021 | 1,517 |
| 855 | 0 | 0 | 45 | 1,061 | 1,519 | 69.85% | 287 | 729 | 1,016 |
| 865 | 0 | 0 | 28 | 565 | 934 | 60.49% | 156 | 381 | 537 |
| 905 | 0 | 0 | 4 | 91 | 129 | 70.54% | 35 | 52 | 87 |
| 915 | 0 | 0 | 10 | 162 | 222 | 72.97% | 50 | 102 | 152 |
| 925 | 0 | 0 | 3 | 102 | 128 | 79.69% | 26 | 73 | 99 |
| 935 | 0 | 0 | 1 | 25 | 32 | 78.13% | 6 | 18 | 24 |
| 981 | 0 | 0 | 13 | 233 | 318 | 73.27% | 75 | 145 | 220 |
| 982 | 0 | 0 | 0 | 0 | 0 | 0.00% | 0 | 0 | 0 |
| Totals | 10 | 22 | 2482 | 105239 | 151574 | | 29418 | 70355 | 100383 |

I certify that the votes recorded on this abstract correctly summarize the tally of votes cast at the election indicated.

Signature of County Clerk  Date of Abstract 11/24/2014

Bill Burgess

Canvass Report — Total Voters — Official

Marion County, Oregon — Official November 4, 2014 General Election Results — November 04, 2014

Page 137 of 157

11/21/2014 10:24 AM

Total Number of Voters: 105,239 of 151,674 = 69.38%

Precincts Reporting 122 of 122 = 100.00%

91- Allows possession and sale of marijuana by/to adults, state licensing, regulation, taxation

| Precinct | Blank Ballots Cast | Over Votes | Under Votes | Total Ballots Cast | Registered Voters | Percent Turnout | Yes | No | Totals |
|----------|--------------------|------------|-------------|--------------------|-------------------|-----------------|-------|-------|--------|
| 310 | 0 | 0 | 20 | 1,251 | 1,990 | 62.86% | 864 | 367 | 1,231 |
| 311 | 0 | 0 | 27 | 2,001 | 3,126 | 64.01% | 1,276 | 698 | 1,974 |
| 312 | 0 | 0 | 18 | 1,453 | 2,064 | 70.40% | 986 | 449 | 1,435 |
| 320 | 0 | 0 | 9 | 715 | 1,179 | 60.64% | 447 | 259 | 706 |
| 321 | 0 | 0 | 6 | 797 | 1,327 | 60.06% | 583 | 208 | 791 |
| 322 | 0 | 0 | 0 | 83 | 95 | 87.37% | 49 | 34 | 83 |
| 323 | 0 | 0 | 18 | 1,772 | 2,430 | 72.92% | 1,116 | 638 | 1,754 |
| 324 | 1 | 0 | 1 | 59 | 125 | 47.20% | 44 | 14 | 58 |
| 325 | 0 | 0 | 19 | 1,245 | 1,946 | 63.98% | 749 | 477 | 1,226 |
| 326 | 0 | 0 | 0 | 35 | 59 | 59.32% | 18 | 17 | 35 |
| 330 | 0 | 0 | 21 | 1,651 | 2,239 | 73.74% | 845 | 785 | 1,630 |
| 331 | 0 | 0 | 9 | 622 | 887 | 70.12% | 312 | 301 | 613 |
| 332 | 1 | 0 | 3 | 416 | 812 | 51.23% | 215 | 198 | 413 |
| 333 | 0 | 1 | 7 | 677 | 1,048 | 64.60% | 298 | 371 | 669 |
| 334 | 0 | 0 | 2 | 126 | 221 | 57.01% | 51 | 73 | 124 |
| 335 | 0 | 0 | 0 | 0 | 0 | 0.00% | 0 | 0 | 0 |
| 336 | 0 | 0 | 0 | 1 | 6 | 16.67% | 0 | 1 | 1 |
| 337 | 0 | 0 | 30 | 2,803 | 3,888 | 72.09% | 1,423 | 1,350 | 2,773 |
| 340 | 0 | 1 | 16 | 1,700 | 2,354 | 72.22% | 730 | 953 | 1,683 |
| 341 | 0 | 0 | 12 | 1,779 | 2,372 | 75.00% | 784 | 983 | 1,767 |
| 342 | 0 | 0 | 0 | 2 | 6 | 33.33% | 1 | 1 | 2 |
| 343 | 0 | 0 | 18 | 2,288 | 3,154 | 72.54% | 1,070 | 1,200 | 2,270 |
| 344 | 0 | 0 | 34 | 2,677 | 3,862 | 69.32% | 1,214 | 1,429 | 2,643 |
| 350 | 0 | 0 | 19 | 1,325 | 2,422 | 54.71% | 815 | 491 | 1,306 |
| 351 | 0 | 0 | 1 | 295 | 496 | 59.48% | 140 | 154 | 294 |
| 352 | 0 | 0 | 5 | 243 | 506 | 48.02% | 136 | 102 | 238 |
| 353 | 0 | 0 | 9 | 929 | 1,466 | 63.37% | 402 | 518 | 920 |
| 354 | 0 | 0 | 1 | 90 | 138 | 65.22% | 37 | 52 | 89 |
| 355 | 0 | 0 | 0 | 37 | 60 | 61.67% | 17 | 20 | 37 |
| 356 | 0 | 0 | 0 | 45 | 76 | 59.21% | 23 | 22 | 45 |
| 357 | 0 | 0 | 8 | 1,107 | 1,853 | 59.74% | 657 | 442 | 1,099 |
| 361 | 0 | 0 | 3 | 300 | 627 | 47.85% | 202 | 95 | 297 |

Canvass Report — Total Voters — Official

Marion County, Oregon — Official November 4, 2014 General Election Results — November 04, 2014

Page 138 of 157

11/21/2014 10:24 AM

Total Number of Voters: 105,239 of 151,674 = 69.38%

Precincts Reporting 122 of 122 = 100.00%

91- Allows possession and sale of marijuana by/to adults, state licensing, regulation, taxation

| Precinct | Blank Ballots Cast | Over Votes | Under Votes | Total Ballots Cast | Registered Voters | Percent Turnout | Yes | No | Totals |
|----------|--------------------|------------|-------------|--------------------|-------------------|-----------------|-------|-------|--------|
| 362 | 0 | 0 | 11 | 588 | 915 | 64.26% | 357 | 220 | 577 |
| 363 | 2 | 0 | 37 | 2,050 | 3,295 | 62.22% | 995 | 1,018 | 2,013 |
| 364 | 0 | 0 | 21 | 1,151 | 1,795 | 64.12% | 539 | 591 | 1,130 |
| 365 | 0 | 0 | 0 | 0 | 0 | 0.00% | 0 | 0 | 0 |
| 370 | 0 | 0 | 16 | 1,375 | 1,786 | 76.99% | 844 | 515 | 1,359 |
| 371 | 0 | 0 | 32 | 2,565 | 3,335 | 76.91% | 1,307 | 1,226 | 2,533 |
| 372 | 0 | 0 | 9 | 718 | 990 | 72.53% | 402 | 307 | 709 |
| 373 | 0 | 0 | 11 | 1,909 | 2,551 | 74.83% | 892 | 1,006 | 1,898 |
| 374 | 0 | 0 | 5 | 1,013 | 1,469 | 68.96% | 529 | 479 | 1,008 |
| 375 | 0 | 0 | 21 | 1,528 | 2,230 | 68.52% | 828 | 679 | 1,507 |
| 400 | 0 | 0 | 0 | 0 | 0 | 0.00% | 0 | 0 | 0 |
| 401 | 0 | 0 | 27 | 2,279 | 3,120 | 73.04% | 903 | 1,349 | 2,252 |
| 402 | 0 | 0 | 18 | 1,781 | 2,281 | 78.08% | 748 | 1,015 | 1,763 |
| 403 | 0 | 0 | 34 | 2,157 | 3,022 | 71.38% | 915 | 1,208 | 2,123 |
| 404 | 0 | 0 | 17 | 1,707 | 2,549 | 66.97% | 770 | 920 | 1,690 |
| 405 | 0 | 1 | 12 | 1,222 | 1,760 | 69.43% | 606 | 603 | 1,209 |
| 406 | 1 | 0 | 18 | 2,344 | 3,399 | 68.96% | 1,127 | 1,199 | 2,326 |
| 407 | 0 | 0 | 12 | 1,955 | 3,193 | 61.23% | 1,065 | 878 | 1,943 |
| 408 | 0 | 0 | 0 | 69 | 137 | 50.36% | 52 | 17 | 69 |
| 505 | 0 | 0 | 4 | 191 | 242 | 78.93% | 77 | 110 | 187 |
| 515 | 0 | 0 | 0 | 345 | 491 | 70.26% | 157 | 188 | 345 |
| 525 | 0 | 0 | 2 | 503 | 666 | 75.53% | 249 | 252 | 501 |
| 535 | 0 | 0 | 5 | 761 | 1,142 | 66.64% | 377 | 379 | 756 |
| 545 | 0 | 0 | 6 | 401 | 662 | 60.57% | 212 | 183 | 395 |
| 555 | 0 | 0 | 18 | 1,077 | 1,526 | 70.58% | 440 | 619 | 1,059 |
| 577 | 0 | 0 | 4 | 342 | 482 | 70.95% | 121 | 217 | 338 |
| 578 | 0 | 0 | 0 | 33 | 45 | 73.33% | 12 | 21 | 33 |
| 579 | 0 | 0 | 0 | 145 | 183 | 79.23% | 49 | 96 | 145 |
| 580 | 0 | 0 | 5 | 859 | 1,104 | 77.81% | 311 | 543 | 854 |
| 581 | 0 | 0 | 14 | 2,022 | 2,783 | 72.66% | 896 | 1,112 | 2,008 |
| 582 | 0 | 0 | 7 | 429 | 660 | 65.00% | 165 | 257 | 422 |
| 583 | 0 | 0 | 6 | 673 | 951 | 70.77% | 238 | 429 | 667 |

Canvass Report — Total Voters — Official

Marion County, Oregon — Official November 4, 2014 General Election Results — November 04, 2014

11/21/2014 10:24 AM

Page 139 of 157

Total Number of Voters: 105,239 of 151,674 = 69.38%

Precincts Reporting 122 of 122 = 100.00%

91- Allows possession and sale of marijuana by/to adults, state licensing, regulation, taxation

| Precinct | Blank Ballots Cast | Over Votes | Under Votes | Total Ballots Cast | Registered Voters | Percent Turnout | Yes | No | Totals |
|----------|--------------------|------------|-------------|--------------------|-------------------|-----------------|-------|-------|--------|
| 584 | 0 | 0 | 0 | 16 | 24 | 66.67% | 7 | 9 | 16 |
| 586 | 0 | 0 | 3 | 433 | 547 | 79.16% | 167 | 263 | 430 |
| 587 | 0 | 0 | 2 | 97 | 123 | 78.86% | 30 | 65 | 95 |
| 588 | 0 | 0 | 1 | 54 | 112 | 48.21% | 22 | 31 | 53 |
| 589 | 0 | 0 | 0 | 32 | 37 | 86.49% | 7 | 25 | 32 |
| 590 | 0 | 0 | 5 | 545 | 689 | 79.10% | 154 | 386 | 540 |
| 615 | 0 | 0 | 0 | 143 | 188 | 76.06% | 71 | 72 | 143 |
| 625 | 0 | 0 | 19 | 1,551 | 2,050 | 75.66% | 784 | 748 | 1,532 |
| 635 | 0 | 0 | 39 | 2,414 | 3,053 | 79.07% | 1,178 | 1,197 | 2,375 |
| 645 | 0 | 0 | 13 | 1,162 | 1,576 | 73.73% | 424 | 725 | 1,149 |
| 655 | 1 | 0 | 18 | 2,678 | 3,861 | 69.36% | 1,158 | 1,502 | 2,660 |
| 674 | 0 | 0 | 3 | 572 | 759 | 75.36% | 275 | 294 | 569 |
| 676 | 1 | 0 | 7 | 791 | 1,020 | 77.55% | 258 | 526 | 784 |
| 677 | 0 | 0 | 1 | 253 | 354 | 71.47% | 122 | 130 | 252 |
| 678 | 0 | 0 | 14 | 1,295 | 2,099 | 61.70% | 631 | 650 | 1,281 |
| 679 | 0 | 0 | 6 | 763 | 984 | 77.54% | 287 | 470 | 757 |
| 680 | 0 | 0 | 3 | 296 | 396 | 74.75% | 80 | 213 | 293 |
| 681 | 0 | 0 | 8 | 827 | 1,063 | 77.80% | 381 | 438 | 819 |
| 682 | 0 | 0 | 19 | 1,987 | 2,712 | 73.27% | 701 | 1,267 | 1,968 |
| 683 | 0 | 0 | 4 | 218 | 298 | 73.15% | 65 | 149 | 214 |
| 684 | 0 | 0 | 3 | 512 | 672 | 76.19% | 210 | 299 | 509 |
| 686 | 0 | 0 | 2 | 134 | 173 | 77.46% | 44 | 88 | 132 |
| 687 | 0 | 0 | 0 | 78 | 111 | 70.27% | 42 | 36 | 78 |
| 688 | 0 | 0 | 2 | 197 | 266 | 74.06% | 71 | 124 | 195 |
| 689 | 0 | 0 | 0 | 11 | 14 | 78.57% | 1 | 10 | 11 |
| 690 | 0 | 0 | 22 | 1,691 | 2,875 | 58.82% | 822 | 847 | 1,669 |
| 691 | 0 | 1 | 23 | 2,484 | 3,679 | 67.52% | 1,103 | 1,357 | 2,460 |
| 692 | 0 | 0 | 3 | 39 | 49 | 79.59% | 12 | 24 | 36 |
| 694 | 0 | 0 | 4 | 750 | 1,220 | 61.48% | 389 | 357 | 746 |
| 696 | 0 | 1 | 16 | 1,402 | 2,177 | 64.40% | 741 | 644 | 1,385 |
| 697 | 0 | 1 | 10 | 1,276 | 2,177 | 58.61% | 710 | 555 | 1,265 |
| 698 | 1 | 0 | 10 | 749 | 990 | 75.66% | 306 | 433 | 739 |

Canvass Report — Total Voters — Official

Marion County, Oregon — Official November 4, 2014 General Election Results — November 04, 2014

Page 140 of 157

11/21/2014 10:24 AM


Total Number of Voters: 105,239 of 151,674 = 69.38%

Precincts Reporting 122 of 122 = 100.00%

91- Allows possession and sale of marijuana by/to adults, state licensing, regulation, taxation

| Precinct | Blank Ballots Cast | Over Votes | Under Votes | Total Ballots Cast | Registered Voters | Percent Turnout | Yes | No | Totals |
|----------|--------------------|------------|-------------|--------------------|-------------------|-----------------|--------|--------|---------|
| 705 | 0 | 1 | 5 | 791 | 1,106 | 71.52% | 332 | 453 | 785 |
| 715 | 0 | 0 | 10 | 1,098 | 1,677 | 65.47% | 474 | 614 | 1,088 |
| 725 | 1 | 0 | 10 | 944 | 1,431 | 65.97% | 428 | 506 | 934 |
| 779 | 0 | 1 | 9 | 668 | 872 | 76.61% | 301 | 357 | 658 |
| 780 | 0 | 1 | 7 | 848 | 1,081 | 78.45% | 389 | 451 | 840 |
| 781 | 0 | 0 | 8 | 478 | 621 | 76.97% | 230 | 470 | 700 |
| 782 | 0 | 0 | 2 | 271 | 336 | 80.65% | 141 | 128 | 269 |
| 783 | 0 | 0 | 1 | 428 | 552 | 77.54% | 168 | 259 | 427 |
| 784 | 0 | 0 | 1 | 139 | 199 | 69.85% | 79 | 59 | 138 |
| 786 | 0 | 0 | 2 | 420 | 578 | 72.66% | 149 | 269 | 418 |
| 787 | 0 | 0 | 14 | 1,823 | 2,416 | 75.46% | 686 | 1,123 | 1,809 |
| 788 | 0 | 1 | 7 | 1,430 | 1,880 | 76.06% | 604 | 818 | 1,422 |
| 789 | 0 | 1 | 9 | 1,477 | 1,995 | 74.04% | 612 | 855 | 1,467 |
| 790 | 1 | 0 | 2 | 162 | 233 | 69.53% | 55 | 105 | 160 |
| 815 | 0 | 0 | 16 | 888 | 1,368 | 64.91% | 407 | 465 | 872 |
| 825 | 0 | 0 | 8 | 589 | 966 | 60.97% | 330 | 251 | 581 |
| 835 | 0 | 0 | 12 | 789 | 1,057 | 74.65% | 381 | 396 | 777 |
| 845 | 0 | 1 | 32 | 1,591 | 2,078 | 76.56% | 628 | 930 | 1,558 |
| 855 | 0 | 0 | 16 | 1,061 | 1,519 | 69.85% | 505 | 540 | 1,045 |
| 865 | 0 | 0 | 10 | 565 | 934 | 60.49% | 282 | 273 | 555 |
| 905 | 0 | 0 | 2 | 91 | 129 | 70.54% | 47 | 42 | 89 |
| 915 | 0 | 0 | 1 | 162 | 222 | 72.97% | 65 | 96 | 161 |
| 925 | 0 | 0 | 1 | 102 | 128 | 79.69% | 56 | 45 | 101 |
| 935 | 0 | 0 | 0 | 25 | 32 | 78.13% | 12 | 13 | 25 |
| 981 | 0 | 0 | 1 | 233 | 318 | 73.27% | 122 | 110 | 232 |
| 982 | 0 | 0 | 0 | 0 | 0 | 0.00% | 0 | 0 | 0 |
| Totals | 10 | 12 | 142 | 105,239 | 151,674 | | 50,423 | 55,670 | 106,093 |

I certify that the votes recorded on this abstract correctly summarize the tally of votes cast at the election indicated.

Signature of County Clerk  Date of Abstract 11/21/2014

Bill Burgess

Canvass Report — Total Voters — Official

Marion County, Oregon — Official November 4, 2014 General Election Results — November 04, 2014

11/21/2014 10:24 AM

Page 141 of 157

Total Number of Voters: 105,239 of 151,674 = 69.38%

Precincts Reporting 122 of 122 = 100.00%

92- Requires food manufacturers, retailers to label "genetically engineered" foods

| Precinct | Blank Ballots Cast | Over Votes | Under Votes | Total Ballots Cast | Registered Voters | Percent Turnout | Yes | No | Totals |
|----------|--------------------|------------|-------------|--------------------|-------------------|-----------------|-------|-------|--------|
| 310 | 0 | 0 | 30 | 1,251 | 1,990 | 62.86% | 751 | 470 | 1,221 |
| 311 | 0 | 1 | 27 | 2,001 | 3,126 | 64.01% | 1,055 | 918 | 1,973 |
| 312 | 0 | 1 | 16 | 1,453 | 2,064 | 70.40% | 865 | 571 | 1,436 |
| 320 | 0 | 0 | 7 | 715 | 1,179 | 60.64% | 392 | 316 | 708 |
| 321 | 0 | 0 | 10 | 797 | 1,327 | 60.06% | 422 | 365 | 787 |
| 322 | 0 | 0 | 1 | 83 | 95 | 87.37% | 43 | 39 | 82 |
| 323 | 0 | 0 | 18 | 1,772 | 2,430 | 72.92% | 1,060 | 694 | 1,754 |
| 324 | 1 | 0 | 2 | 59 | 125 | 47.20% | 27 | 30 | 57 |
| 325 | 0 | 1 | 20 | 1,245 | 1,946 | 63.98% | 555 | 669 | 1,224 |
| 326 | 0 | 0 | 0 | 35 | 59 | 59.32% | 12 | 23 | 35 |
| 330 | 0 | 0 | 25 | 1,651 | 2,239 | 73.74% | 748 | 878 | 1,626 |
| 331 | 0 | 1 | 13 | 622 | 887 | 70.12% | 261 | 347 | 608 |
| 332 | 1 | 2 | 10 | 416 | 812 | 51.23% | 181 | 223 | 404 |
| 333 | 0 | 1 | 9 | 677 | 1,048 | 64.60% | 292 | 375 | 667 |
| 334 | 0 | 0 | 3 | 126 | 221 | 57.01% | 45 | 78 | 123 |
| 335 | 0 | 0 | 0 | 0 | 0 | 0.00% | 0 | 0 | 0 |
| 336 | 0 | 0 | 0 | 1 | 6 | 16.67% | 1 | 0 | 1 |
| 337 | 0 | 0 | 35 | 2,803 | 3,888 | 72.09% | 1,265 | 1,503 | 2,768 |
| 340 | 0 | 1 | 23 | 1,700 | 2,354 | 72.22% | 703 | 973 | 1,676 |
| 341 | 0 | 1 | 10 | 1,779 | 2,372 | 75.00% | 695 | 1,073 | 1,768 |
| 342 | 0 | 0 | 0 | 2 | 6 | 33.33% | 1 | 1 | 2 |
| 343 | 0 | 0 | 33 | 2,288 | 3,154 | 72.54% | 919 | 1,336 | 2,255 |
| 344 | 0 | 1 | 39 | 2,677 | 3,862 | 69.32% | 1,158 | 1,479 | 2,637 |
| 350 | 0 | 2 | 28 | 1,325 | 2,422 | 54.71% | 675 | 620 | 1,295 |
| 351 | 0 | 0 | 1 | 295 | 496 | 59.48% | 137 | 157 | 294 |
| 352 | 0 | 0 | 6 | 243 | 506 | 48.02% | 112 | 125 | 237 |
| 353 | 0 | 0 | 13 | 929 | 1,466 | 63.37% | 349 | 567 | 916 |
| 354 | 0 | 0 | 3 | 90 | 138 | 65.22% | 31 | 56 | 87 |
| 355 | 0 | 0 | 0 | 37 | 60 | 61.67% | 21 | 16 | 37 |
| 356 | 0 | 0 | 0 | 45 | 76 | 59.21% | 19 | 26 | 45 |
| 357 | 0 | 0 | 10 | 1,107 | 1,853 | 59.74% | 550 | 547 | 1,097 |
| 361 | 0 | 1 | 9 | 300 | 627 | 47.85% | 153 | 137 | 290 |

Canvass Report — Total Voters — Official

Marion County, Oregon — Official November 4, 2014 General Election Results — November 04, 2014

Page 142 of 157

11/21/2014 10:24 AM

Total Number of Voters: 105,239 of 151,674 = 69.38%

Precincts Reporting 122 of 122 = 100.00%

92- Requires food manufacturers, retailers to label "genetically engineered" foods

| Precinct | Blank Ballots Cast | Over Votes | Under Votes | Total Ballots Cast | Registered Voters | Percent Turnout | Yes | No | Totals |
|----------|--------------------|------------|-------------|--------------------|-------------------|-----------------|-------|-------|--------|
| 362 | 0 | 0 | 17 | 588 | 915 | 64.26% | 286 | 285 | 571 |
| 363 | 2 | 0 | 45 | 2,050 | 3,295 | 62.22% | 855 | 1,150 | 2,005 |
| 364 | 0 | 1 | 16 | 1,151 | 1,795 | 64.12% | 471 | 663 | 1,134 |
| 365 | 0 | 0 | 0 | 0 | 0 | 0.00% | 0 | 0 | 0 |
| 370 | 0 | 0 | 24 | 1,375 | 1,786 | 76.99% | 767 | 584 | 1,351 |
| 371 | 0 | 1 | 35 | 2,565 | 3,335 | 76.91% | 1,169 | 1,360 | 2,529 |
| 372 | 0 | 0 | 10 | 718 | 990 | 72.53% | 374 | 334 | 708 |
| 373 | 0 | 0 | 29 | 1,909 | 2,551 | 74.83% | 811 | 1,069 | 1,880 |
| 374 | 0 | 0 | 9 | 1,013 | 1,469 | 68.96% | 469 | 535 | 1,004 |
| 375 | 0 | 0 | 25 | 1,528 | 2,230 | 68.52% | 714 | 789 | 1,503 |
| 400 | 0 | 0 | 0 | 0 | 0 | 0.00% | 0 | 0 | 0 |
| 401 | 0 | 0 | 29 | 2,279 | 3,120 | 73.04% | 817 | 1,433 | 2,250 |
| 402 | 0 | 0 | 13 | 1,781 | 2,281 | 78.08% | 666 | 1,102 | 1,768 |
| 403 | 0 | 0 | 27 | 2,157 | 3,022 | 71.38% | 831 | 1,299 | 2,130 |
| 404 | 0 | 0 | 23 | 1,707 | 2,549 | 66.97% | 669 | 1,015 | 1,684 |
| 405 | 0 | 0 | 14 | 1,222 | 1,760 | 69.43% | 477 | 731 | 1,208 |
| 406 | 1 | 0 | 20 | 2,344 | 3,399 | 68.96% | 934 | 1,390 | 2,324 |
| 407 | 0 | 0 | 18 | 1,955 | 3,193 | 61.23% | 745 | 1,192 | 1,937 |
| 408 | 0 | 0 | 0 | 69 | 137 | 50.36% | 43 | 26 | 69 |
| 505 | 0 | 0 | 5 | 191 | 242 | 78.93% | 42 | 144 | 186 |
| 515 | 0 | 0 | 2 | 345 | 491 | 70.26% | 152 | 191 | 343 |
| 525 | 0 | 0 | 5 | 503 | 666 | 75.53% | 234 | 264 | 498 |
| 535 | 0 | 0 | 3 | 761 | 1,142 | 66.64% | 271 | 487 | 758 |
| 545 | 0 | 0 | 1 | 401 | 662 | 60.57% | 170 | 230 | 400 |
| 555 | 0 | 0 | 20 | 1,077 | 1,526 | 70.58% | 395 | 662 | 1,057 |
| 577 | 0 | 0 | 2 | 342 | 482 | 70.95% | 100 | 240 | 340 |
| 578 | 0 | 0 | 0 | 33 | 45 | 73.33% | 8 | 25 | 33 |
| 579 | 0 | 0 | 2 | 145 | 183 | 79.23% | 40 | 103 | 143 |
| 580 | 0 | 0 | 5 | 859 | 1,104 | 77.81% | 179 | 675 | 854 |
| 581 | 0 | 2 | 13 | 2,022 | 2,783 | 72.66% | 661 | 1,346 | 2,007 |
| 582 | 0 | 0 | 9 | 429 | 660 | 65.00% | 129 | 291 | 420 |
| 583 | 0 | 0 | 6 | 673 | 951 | 70.77% | 185 | 482 | 667 |

Canvass Report — Total Voters — Official

Marion County, Oregon — Official November 4, 2014 General Election Results — November 04, 2014

11/21/2014 10:24 AM

Page 143 of 157

Total Number of Voters: 105,239 of 151,674 = 69.38%

Precincts Reporting 122 of 122 = 100.00%

92- Requires food manufacturers, retailers to label "genetically engineered" foods

| Precinct | Blank Ballots Cast | Over Votes | Under Votes | Total Ballots Cast | Registered Voters | Percent Turnout | Yes | No | Totals |
|----------|--------------------|------------|-------------|--------------------|-------------------|-----------------|-------|-------|--------|
| 584 | 0 | 0 | 0 | 16 | 24 | 66.67% | 8 | 8 | 16 |
| 586 | 0 | 0 | 3 | 433 | 547 | 79.16% | 140 | 290 | 430 |
| 587 | 0 | 0 | 0 | 97 | 123 | 78.86% | 31 | 66 | 97 |
| 588 | 0 | 0 | 1 | 54 | 112 | 48.21% | 24 | 29 | 53 |
| 589 | 0 | 0 | 0 | 32 | 37 | 86.49% | 5 | 27 | 32 |
| 590 | 0 | 0 | 6 | 545 | 689 | 79.10% | 121 | 418 | 539 |
| 615 | 0 | 0 | 2 | 143 | 188 | 76.06% | 63 | 78 | 141 |
| 625 | 0 | 0 | 23 | 1,551 | 2,050 | 75.66% | 708 | 820 | 1,528 |
| 635 | 0 | 0 | 45 | 2,414 | 3,053 | 79.07% | 1,084 | 1,285 | 2,369 |
| 645 | 0 | 0 | 15 | 1,162 | 1,576 | 73.73% | 372 | 775 | 1,147 |
| 655 | 1 | 0 | 31 | 2,878 | 3,861 | 69.36% | 881 | 1,766 | 2,647 |
| 674 | 0 | 0 | 6 | 572 | 759 | 75.36% | 208 | 358 | 566 |
| 676 | 1 | 0 | 6 | 791 | 1,020 | 77.55% | 276 | 509 | 785 |
| 677 | 0 | 0 | 1 | 253 | 354 | 71.47% | 98 | 154 | 252 |
| 678 | 0 | 2 | 14 | 1,295 | 2,099 | 61.70% | 512 | 767 | 1,279 |
| 679 | 0 | 0 | 7 | 763 | 984 | 77.54% | 256 | 500 | 756 |
| 680 | 0 | 0 | 2 | 296 | 396 | 74.75% | 68 | 226 | 294 |
| 681 | 0 | 0 | 7 | 827 | 1,063 | 77.80% | 340 | 480 | 820 |
| 682 | 0 | 0 | 28 | 1,987 | 2,712 | 73.27% | 660 | 1,299 | 1,959 |
| 683 | 0 | 0 | 4 | 218 | 298 | 73.15% | 44 | 170 | 214 |
| 684 | 0 | 1 | 4 | 512 | 672 | 76.19% | 180 | 327 | 507 |
| 686 | 0 | 0 | 1 | 134 | 173 | 77.46% | 39 | 94 | 133 |
| 687 | 0 | 0 | 1 | 78 | 111 | 70.27% | 36 | 41 | 77 |
| 688 | 0 | 0 | 2 | 197 | 266 | 74.06% | 67 | 128 | 195 |
| 689 | 0 | 0 | 0 | 11 | 14 | 78.57% | 2 | 9 | 11 |
| 690 | 0 | 0 | 30 | 1,691 | 2,875 | 58.82% | 730 | 931 | 1,661 |
| 691 | 0 | 0 | 49 | 2,484 | 3,679 | 67.52% | 968 | 1,467 | 2,435 |
| 692 | 0 | 0 | 2 | 39 | 49 | 79.59% | 17 | 20 | 37 |
| 694 | 0 | 0 | 16 | 750 | 1,220 | 61.48% | 316 | 418 | 734 |
| 696 | 0 | 0 | 23 | 1,402 | 2,177 | 64.40% | 627 | 752 | 1,379 |
| 697 | 0 | 1 | 12 | 1,276 | 2,177 | 58.61% | 534 | 729 | 1,263 |
| 698 | 1 | 0 | 5 | 749 | 990 | 75.66% | 233 | 511 | 744 |

Canvass Report — Total Voters — Official

Marion County, Oregon — Official November 4, 2014 General Election Results — November 04, 2014

Page 144 of 157

11/21/2014 10:24 AM


Total Number of Voters: 105,239 of 151,674 = 69.38%

Precincts Reporting 122 of 122 = 100.00%

92- Requires food manufacturers, retailers to label "genetically engineered" foods

| Precinct | Blank Ballots Cast | Over Votes | Under Votes | Total Ballots Cast | Registered Voters | Percent Turnout | Yes | No | Totals |
|----------|--------------------|------------|-------------|--------------------|-------------------|-----------------|--------|--------|---------|
| 705 | 0 | 0 | 6 | 791 | 1,106 | 71.52% | 258 | 527 | 785 |
| 715 | 0 | 0 | 11 | 1,098 | 1,677 | 65.47% | 378 | 709 | 1,087 |
| 725 | 1 | 0 | 12 | 944 | 1,431 | 65.97% | 349 | 583 | 932 |
| 779 | 0 | 0 | 8 | 668 | 872 | 76.61% | 281 | 379 | 660 |
| 780 | 0 | 0 | 8 | 848 | 1,081 | 78.45% | 328 | 512 | 840 |
| 781 | 0 | 0 | 3 | 478 | 621 | 76.97% | 199 | 276 | 475 |
| 782 | 0 | 0 | 4 | 271 | 336 | 80.65% | 112 | 155 | 267 |
| 783 | 0 | 0 | 7 | 428 | 552 | 77.54% | 165 | 256 | 421 |
| 784 | 0 | 0 | 0 | 139 | 199 | 69.85% | 80 | 59 | 139 |
| 786 | 0 | 0 | 2 | 420 | 578 | 72.66% | 113 | 305 | 418 |
| 787 | 0 | 0 | 27 | 1,823 | 2,416 | 75.46% | 655 | 1,141 | 1,796 |
| 788 | 0 | 1 | 12 | 1,430 | 1,880 | 76.06% | 534 | 883 | 1,417 |
| 789 | 0 | 0 | 13 | 1,477 | 1,995 | 74.04% | 535 | 929 | 1,464 |
| 790 | 1 | 0 | 2 | 162 | 233 | 69.53% | 47 | 113 | 160 |
| 815 | 0 | 0 | 16 | 888 | 1,368 | 64.91% | 363 | 509 | 872 |
| 825 | 0 | 0 | 7 | 589 | 966 | 60.97% | 283 | 299 | 582 |
| 835 | 0 | 0 | 11 | 789 | 1,057 | 74.55% | 339 | 439 | 778 |
| 845 | 0 | 0 | 27 | 1,591 | 2,078 | 76.56% | 596 | 968 | 1,564 |
| 855 | 0 | 0 | 16 | 1,061 | 1,519 | 69.85% | 437 | 608 | 1,045 |
| 865 | 0 | 0 | 7 | 565 | 934 | 60.49% | 271 | 287 | 558 |
| 905 | 0 | 0 | 2 | 91 | 129 | 70.54% | 40 | 49 | 89 |
| 915 | 0 | 0 | 1 | 162 | 222 | 72.97% | 62 | 99 | 161 |
| 925 | 0 | 0 | 1 | 102 | 128 | 79.69% | 36 | 65 | 101 |
| 935 | 0 | 0 | 0 | 25 | 32 | 78.13% | 13 | 12 | 25 |
| 981 | 0 | 0 | 1 | 233 | 318 | 73.27% | 105 | 127 | 232 |
| 982 | 0 | 0 | 0 | 0 | 0 | 0.00% | 0 | 0 | 0 |
| Totals | 10 | 22 | 1376 | 105,239 | 151,674 | | 45,339 | 60,450 | 105,839 |

I certify that the votes recorded on this abstract correctly summarize the tally of votes cast at the election indicated.

Signature of County Clerk  Date of Abstract 11/24/2014

Bill Burgess



O R E G O N

STATE OF OREGON

COUNTY OF MARION

}
} SS.
}

CERTIFICATE

RECEIVED
2014 NOV 24 PM 4 13
KATE BROWN
SECRETARY OF THE STATE

OREGON SEC OF STATE
ELECTIONS DIVISION
255 CAPITOL ST NE - STE 501
SALEM OR 97310

Website: <http://www.co.marion.or.us/CO>

E-Mail: bburgess@co.marion.or.us

(503) 588-5225

Voice

William J. Burgess

COUNTY CLERK

E-Mail:

elections@co.marion.or.us

FAX:

(503) 588-5383

TTY/TTD:

(503) 588-5610

Voice

(503) 588-5041

1-800-655-5388

ELECTIONS OFFICE

I, Bill Burgess, Marion County Clerk and Chief Election Official of Marion County, being first duly sworn, do depose and say:
THAT the attached abstracts are the true and final tallies from Marion County for the November 4, 2014, General Election.
IN WITNESS HERETO I do set my hand this 21st day of November, 2014.

Bill Burgess
Marion County Clerk